



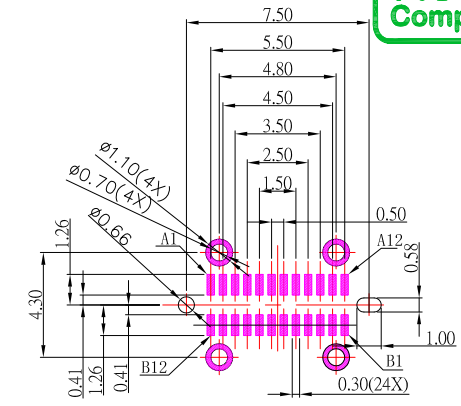
SBC-240VSE3-31x-S338

鍍層厚度:

Blank : 1u"
2 : 15u"
3 : 30u"

USB TYPE-C PIN ASSIGNMENTS

PIN NUMBER	SIGNAL NAME	PIN NUMBER	SIGNAL NAME
A1	GND	B12	GND
A2	SSTXp1	B11	SSRXp1
A3	SSTXn1	B10	SSRXn1
A4	Vbus	B9	Vbus
A5	CC1	B8	SBU2
A6	Dp1	B7	Dn2
A7	Dn1	B6	Dp2
A8	SBU1	B5	CC2
A9	Vbus	B4	Vbus
A10	SSRXn2	B3	SSTXn2
A11	SSRXp2	B2	SSTXp2
A12	GND	B1	GND



RECOMMENDED P.C.B. LAYOUT

SPECIFICATIONS

Electrical:

- 1.Rating: 3.0 A , 5.0V
- 2.Dielectric Withstand Voltage: 100V AC
- 3.Contact Resistance: 40 mΩ Max
- 4.Insulation Resistance: 100 MΩ Min

Mechanical:

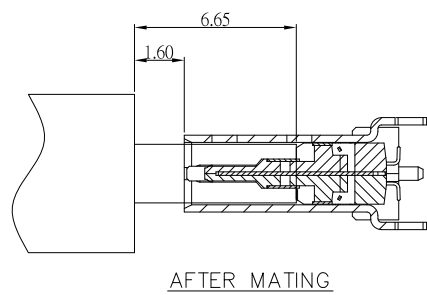
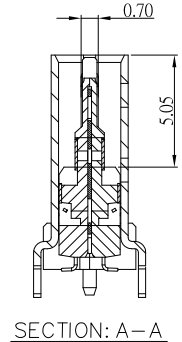
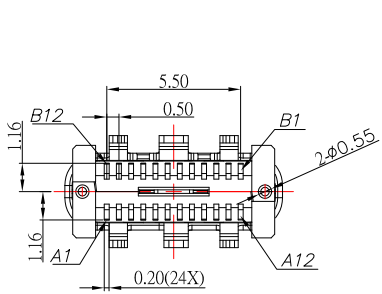
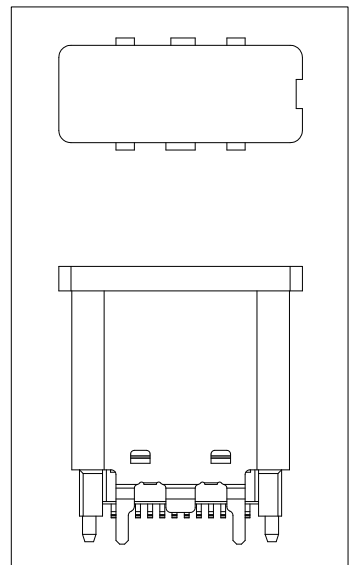
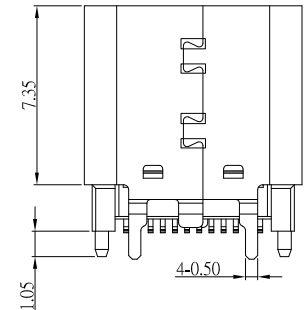
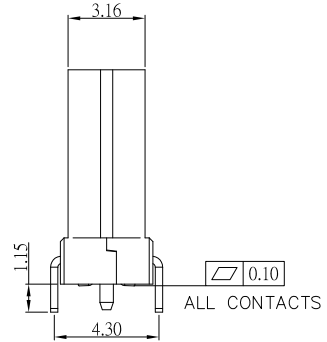
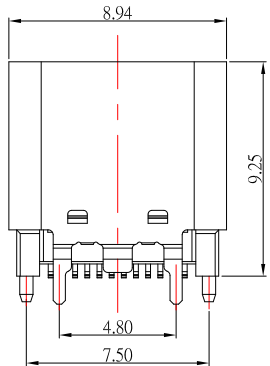
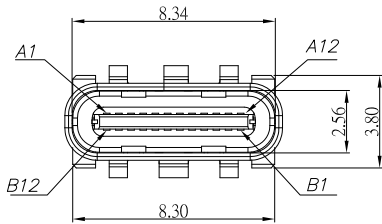
- 1.Connector Mate and Unmate Force
 - 1.1 Mate force: 5~20 N
 - 1.2 Unmate force: 8~20 N

Material:

- 1.Housing: LCP
- 2.Contact: C7025
- 3.Shell: SUS

Finish:

- 1.Contact: Plated Gold in Mating Area ;
Tin Plated on Solder Balls ;
Nickel under plated overall
- 2.Shell: Nickel under Plated surface layer



ITEM NO.	DESCRIPTION	DRAWN	DATE
6	更新Contact材質	Jack	080723
5	更新CAP樣式	Jack	041121
4	更新尺寸	Jack	031621
3	更新圖面	Jack	020421
2	更新材質	Jack	083016
1	更新料號	Jack	070616



TOLERANCE UNLESS OTHERWISE STATED:	Up to 5 ±0.2	3RD. ANGEL'S	UNITS	MM
	Above 5 ~ 15 ±0.3			
	Above 15 ~ 30 ±0.4			
	Above 30 ~ 50 ±0.5			
	Angle ±0.3°			

DRAWN BY:	DATE	MAT'L	TITLE	CONNECTOR
Jack Lu	08/07/23			
CHECKED BY:	DATE	FINISH	MODLE	USB 3.1 TYPE C 直立式 SMT L:9.25 mm
Jacky Chen	08/07/23			
APPROVED BY:	DATE	SCALE	DWG NO.	SBC-240VSE3-31x-S338
Tony Kao	08/07/23	1 : 1	PART NO.	SBC-240VSE3-31x-S338
		SHEET NO.	1 of 1	SIZE A4
				VER R6