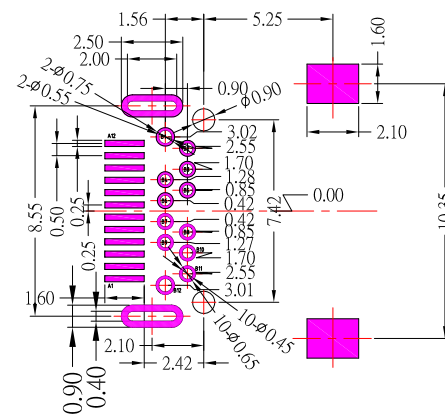
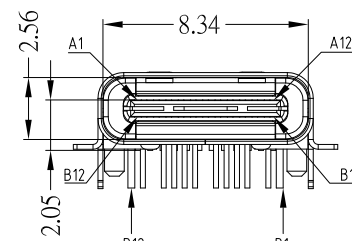
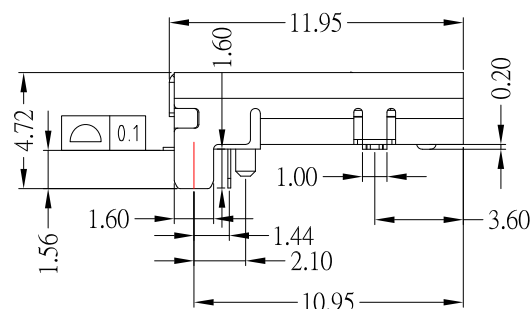
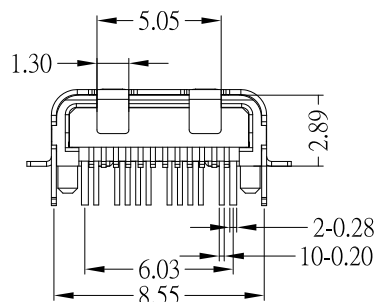
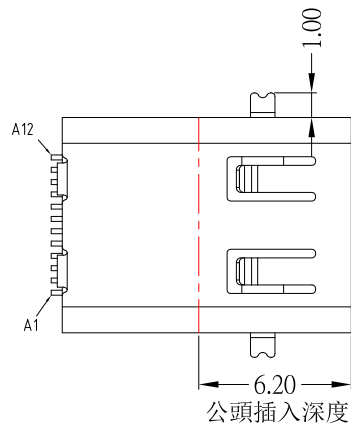
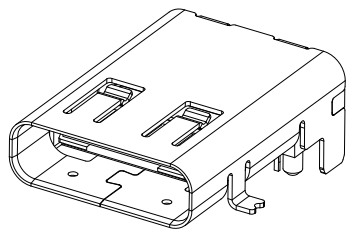




SBC-240S6-31x-S271

鍍層厚度：

| | |
|-------|--------|
| Blank | : 1u" |
| 2 | : 15u" |
| 3 | : 30u" |



RECOMMENDED P.C.B. LAYOUT

SPECIFICATIONS

Electrical:

1. Rating: 5.0 A
2. Dielectric Withstand Voltage: 250V AC
3. Contact Resistance: 30 mΩ Max
4. Insulation Resistance: 100 MΩ Min

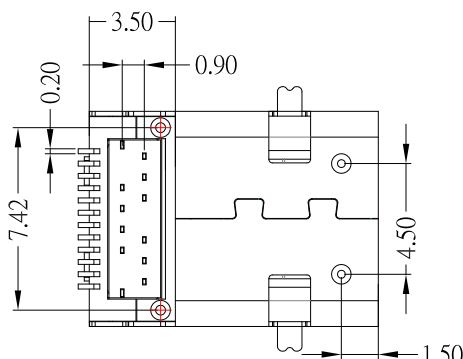
Material:

1. Housing: LCP
2. Contact: C7025
3. Shell: SUS

Finish:

1. Contact: Plated Gold in Mating Area ;
Tin Plated on Solder Balls ;
Nickel under plated overall
2. Shell: Nickel under Plated surface layer

| | | | |
|-----|-------------|-----|-------------|
| A1 | GND | B12 | GND |
| A2 | SSTXP1 | B11 | SSRXN1 |
| A3 | SSTXN1 | B10 | SSRXN1 |
| A4 | VBUS | B9 | VBUS |
| A5 | CC1 | B8 | SBU2 |
| A6 | DP1 | B7 | DN2 |
| A7 | DN1 | B6 | DP2 |
| A8 | SBU1 | B5 | CC2 |
| A9 | VBUS | B4 | VBUS |
| A10 | SSRXN2 | B3 | SSTXN2 |
| A11 | SSRXN2 | B2 | SSTXP2 |
| A12 | GND | B1 | GND |
| IN | SIGNAL NAMF | PIN | SIGNAL NAMF |



| ITEM NO. | DESCRIPTION | DRAWN | DATE |
|----------|----------------|-------|--------|
| 4 | 新增尺寸 | Jack | 011723 |
| 3 | 更新Contact材質 | Jack | 113022 |
| 2 | 新增PIN長度尺寸 | Jack | 032421 |
| 1 | 新增pcb layout尺寸 | Jack | 072320 |



TOLERANCE UNLESS OTHERWISE STATED:

Up to 5 ±0.2
Above 5 ~ 15 ±0.3
Above 15 ~ 30 ±0.4
Above 30 ~ 50 ±0.5
Angle ±0.3°

3RD. ANGEL'S



UNITS MM

| | | | | |
|--------------|----------|-----------|----------|-------------------------------|
| DRAWN BY: | DATE | MAT'L | TITLE | CONNECTOR |
| Jack Lu | 01/17/23 | | | |
| CHECKED BY: | DATE | FINISH | MODLE | TYPE C 板上 前SMT後DIP 加長型 L:12.0 |
| Jacky Chen | 01/17/23 | | | |
| APPROVED BY: | DATE | SCALE | DWG NO. | SBC-240S6-31x-S271 |
| Tony Kao | 01/17/23 | 1 : 1 | PART NO. | SBC-240S6-31x-S271 |
| | | SHEET NO. | 1 of 1 | SIZE A4 |
| | | | | VER R4 |