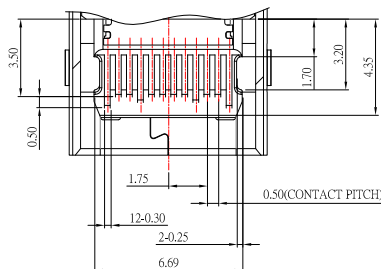
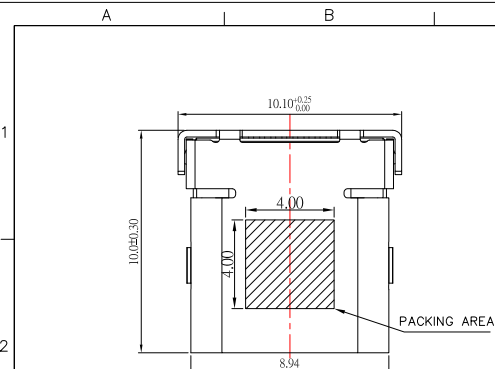
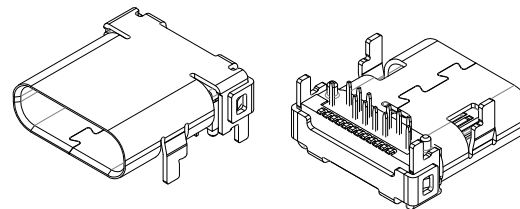




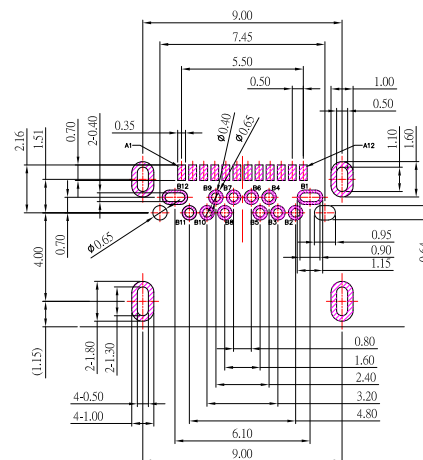
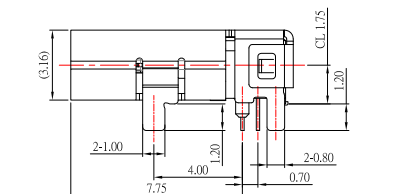
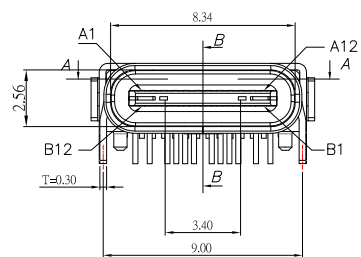
SBC-240S5-31x-S338

鍍層厚度:

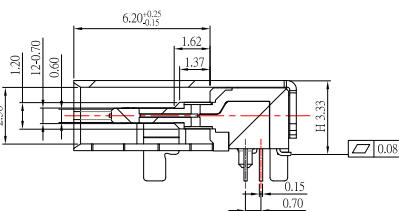
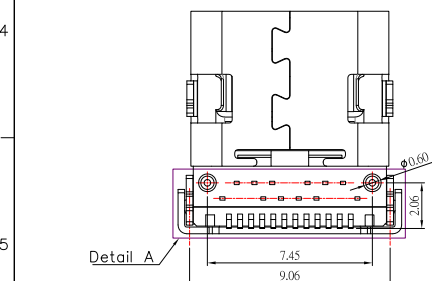
Blank : 1u"
2 : 15u"
3 : 30u"



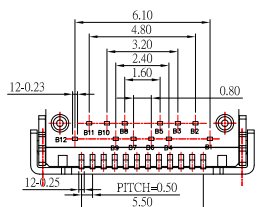
SECTION B-B



RECOMMENDED P.C.B. LAYOUT



SECTION A-A



Detail A

PIN	Signal Name	Description	PIN	Signal Name	Description
A1	GND	Ground return	B12	GND	Ground return
A2	SSTxp1	Positive half of first SuperSpeed TX differential pair	B11	SSRxp1	Positive half of first SuperSpeed RX differential pair
A3	SSTxn1	Negative half of first SuperSpeed TX differential pair	B10	SSRxn1	Negative half of first SuperSpeed RX differential pair
A4	Vas	Bus Power	B9	Vas	Bus Power
A5	CC1	Configuration Channel	B8	SBU2	Sideband Use (SBU)
A6	Dp1	Positive half of the USB 2.0 differential pair-Position 1	B7	Dn2	Negative half of the USB 2.0 differential pair-Position 2
A7	Dn1	Negative half of the USB 2.0 differential pair-Position 1	B6	Dp2	Positive half of the USB 2.0 differential pair-Position 2
A8	SBU1	Sideband Use(SBU)	B5	CC2	Configuration Channel
A9	Vas	Bus Power	B4	Vas	Bus Power
A10	SSRx2	Negative half of second SuperSpeed RX differential pair	B3	SSTx2	Negative half of second SuperSpeed TX differential pair
A11	SSRx2	Positive half of second SuperSpeed RX differential pair	B2	SSTx2	Positive half of second SuperSpeed TX differential pair
A12	GND	Ground return	B1	GND	Ground return

**SPECIFICATIONS**

**Electrical:**

- Rating: 5.0 A for VBUS  
0.25A for other
- Dielectric Withstand Voltage: 100V AC
- Contact Resistance: 40 mΩ Max
- Insulation Resistance: 100 MΩ Min

**Mechanical:**

- Connector Mate and Unmate Force
  - Mate force: 5~20 N
  - Unmate force: 8~20 N

**Material:**

- Housing: LCP
- Contact: PHOSPHOR BRONZE
- Shell: SUS

**Finish:**

- Contact: Plated Gold in Mating Area ;  
Tin Plated on Solder Balls ;  
Nickel under plated overall
- Shell: Nickel under Plated surface layer

6	更新尺寸	Jack	032119
5	更新MODLE	Jack	113018
4	更新圖面	Jack	091918
3	更新pin編號	Jack	051217
2	更新為AO版	Jack	121216
1	更新尺寸	Jack	061716
ITEM NO.	DESCRIPTION	DRAWN	DATE

**東莞市高迪電子有限公司**  
DONG GUAN GAO DI ELECTRONICS CO., LTD

TOLERANCE UNLESS OTHERWISE STATED:  
 Up to 5 ±0.2  
 Above 5 ~ 15 ±0.3  
 Above 15 ~ 30 ±0.4  
 Above 30 ~ 50 ±0.5  
 Angle ±0.3°

3RD. ANGEL'S

UNITS MM

DRAWN BY:	DATE	MAT'L	TITLE	CONNECTOR
Jack Lu	03/21/19		MODLE	USB 3.1 TYPE C SMT腳+PIN腳長1.2 定位柱距離7.45mm
CHECKED BY:	DATE	FINISH	SCALE	1 : 1
Jacky Chen	03/21/19		DWG NO.	SBC-240S5-31x-S338
APPROVED BY:	DATE	SHEET NO.	PART NO.	SBC-240S5-31x-S338
Tony Kao	03/21/19	1 of 1		
				SIZE A4
				VER R6