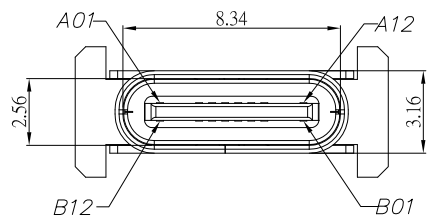




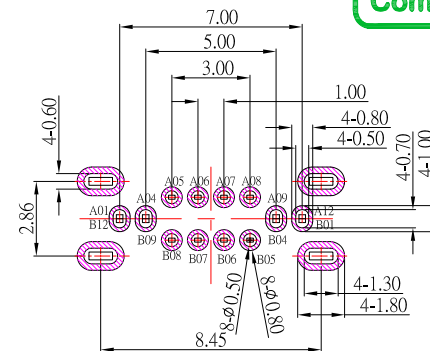
SBC-160Vx-20x-S412



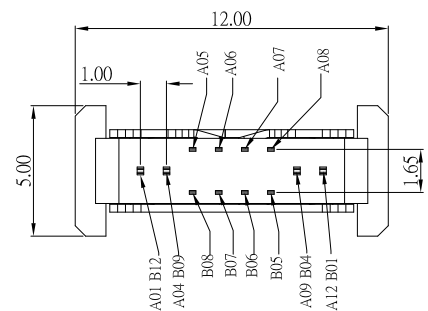
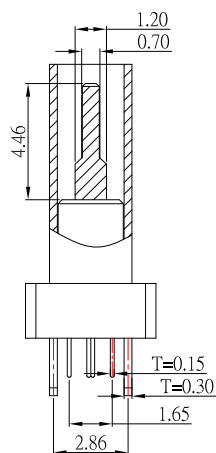
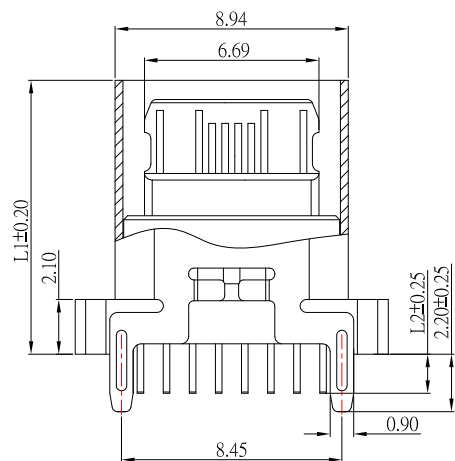
	A	B	C	D	F	J	K	L
L1	9.30	10.00	10.50	12.40	13.10	13.70	15.00	17.50
L2	1.50	1.50	1.50	1.80	1.80	1.80	1.80	1.80

鍍層厚度:

Blank	1u"
2	15u"
3	30u"



RECOMMENDED P.C.B. LAYOUT



A1	GND	B12	GND
A4	VBUS	B9	VBUS
A5	CC1	B8	SRU2
A6	D+	B7	D-
A7	D-	B6	D+
A8	SBU1	B5	CC2
A9	VBUS	B4	VBUS
A12	GND	B1	GND
PIN	SIGNAL NAME	PIN	SIGNAL NAME

SPECIFICATIONS

Electrical:

1. Dielectric Withstand Voltage: 100V AC
2. Contact Resistance: 30 mΩ Max
3. Insulation Resistance: 100 MΩ Min

Mechanical:

1. Connector Mate and Unmate Force
 - 1.1 Mate force: 5~20 N
 - 1.2 Unmate force: 8~20 N

Material:

1. Housing: LCP
2. Contact: C7025
3. Shell: SUS

Finish:

1. Contact: Plated Gold in Mating Area ;
Tin Plated on Solder Balls ;
Nickel under plated overall
2. Shell: Nickel under Plated surface layer

10	更新PIN定義位置	Jack	110323
9	更新PIN定義位置	Jack	110223
8	新增L2尺寸選項	Jack	042523
7	更新樣式和尺寸	Jack	040723
6	更新樣式和PCB LAYOUT	Jack	111822
5	更新pin腳長尺寸	Jack	040122
4	更新Contact材質	Jack	032522
3	新增尺寸	Jack	073020
2	新增背面圖示	Jack	111119
1	更新選項代碼	Jack	101519
ITEM NO.	DESCRIPTION	DRAWN	DATE



TOLERANCE UNLESS OTHERWISE STATED:

Up to 5 ±0.2
Above 5 ~ 15 ±0.3
Above 15 ~ 30 ±0.4
Above 30 ~ 50 ±0.5
Angle ±0.3°

3RD. ANGEL'S



UNITS

MM

DRAWN BY:	DATE	MAT'L	TITLE	CONNECTOR
Jack Lu	11/02/23	FINISH	MODLE	TYPE CF 16P 180度 插板
CHECKED BY:	DATE	SCALE	DWG NO.	SBC-160Vx-20x-S412
Jacky Chen	11/02/23	SHEET NO.	PART NO.	SBC-160Vx-20x-S412
APPROVED BY:	DATE			SIZE
Tony Kao	11/02/23	1 of 1		A4
				VER
				R10