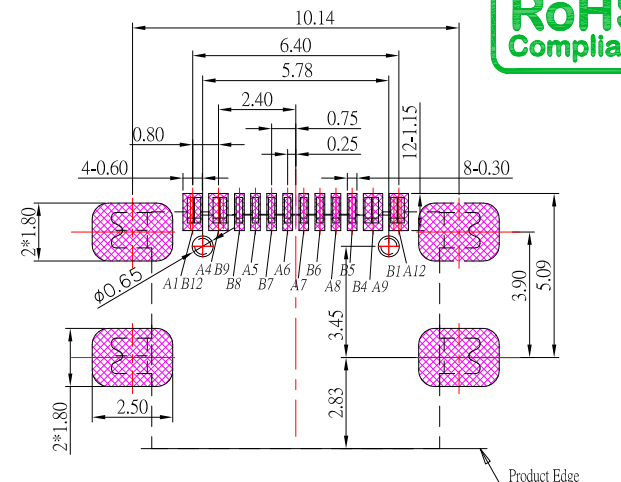
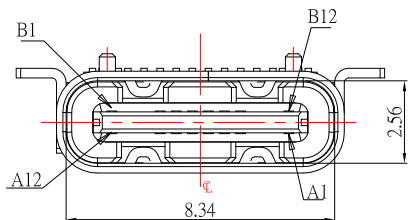




# SBC-160S6-20x-S412

鍍層厚度:

Blank : 1u"
2 : 15u"
3 : 30u"



## P.C.B LAYOUT

### SPECIFICATIONS

#### Electrical:

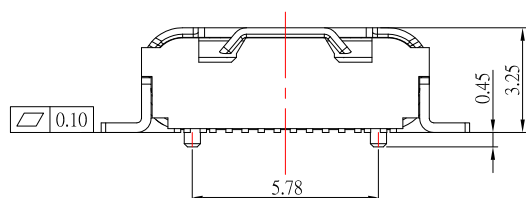
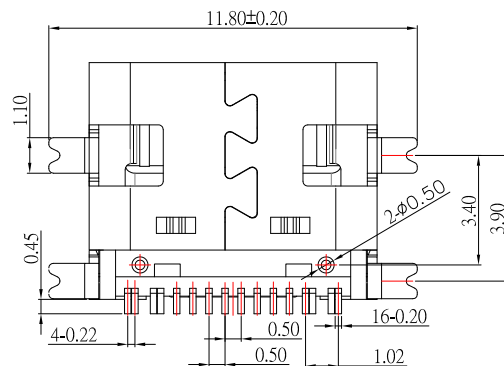
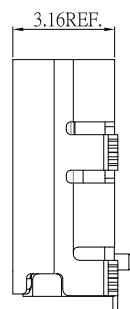
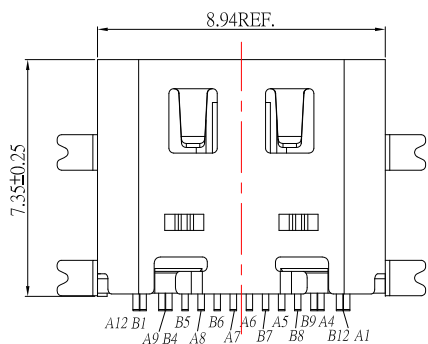
- 1.Rating: 5.0A
- 1.Contact Resistance: 40 mΩ Max
- 2.Insulation Resistance: 100 MΩ Min
- 3.Dielectric Withstanding Voltage: 150V AC

#### Material:

- 1.Housing: LCP
- 2.Contact: C7025
- 3.Shell: SUS

#### Finish:

- 1.Contact: Plated Gold in Mating Area ;  
Gold Plated on Solder Balls ;  
Nickel under plated overall
- 2.Shell: Nickel under Plated surface layer



A1	GND	B12	GND
A4	VBUS	B9	VBUS
A5	CC1	B8	SBU2
A6	D+	B7	D-
A7	D-	B6	D+
A8	SBU1	B5	CC2
A9	VBUS	B4	VBUS
A12	GND	B1	GND
PIN	SIGNAL NAME	PIN	SIGNAL NAME

5	更新尺寸	Jack	042924
5	新增PIN定義	Jack	022023
4	更新圖面	Jack	081122
3	更新樣式	Jack	011221
2	更新圖面	Jack	010621
1	更新及新增尺寸	Jack	110520
ITEM NO.	DESCRIPTION	DRAWN	DATE



TOLERANCE UNLESS OTHERWISE STATED:

Up to 5 ±0.2  
Above 5 ~ 15 ±0.3  
Above 15 ~ 30 ±0.4  
Above 30 ~ 50 ±0.5  
Angle ±0.3°

3RD. ANGEL'S



UNITS MM

DRAWN BY:	DATE	MAT'L	TITLE	CONNECTOR
Jack Lu	04/29/24			
CHECKED BY:	DATE	FINISH	MODLE	TYPE CF TYPE CF 16P 全貼有柱有彈
Jacky Chen	04/29/24			
APPROVED BY:	DATE	SCALE	DWG NO.	SBC-160S6-20x-S412
Tony Kao	04/29/24	1 : 1	PART NO.	SBC-160S6-20x-S412
		SHEET NO.	1 of 1	SIZE A4
				VER R6