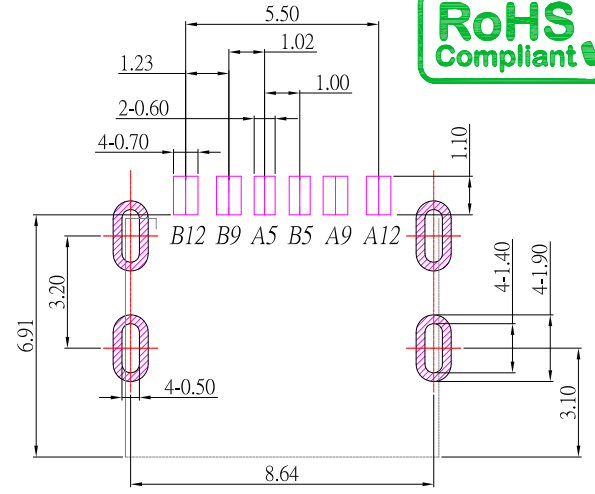
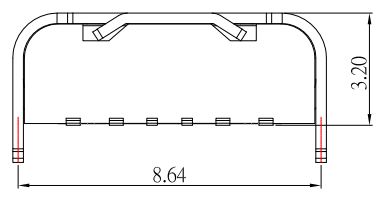
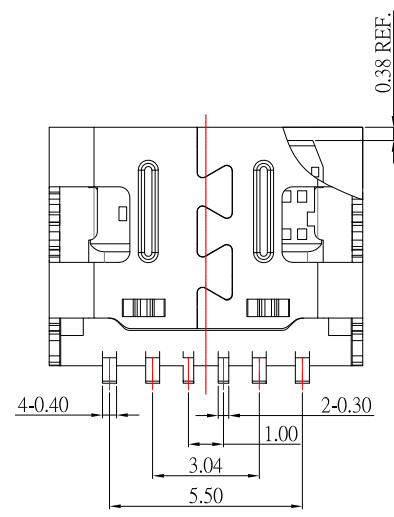
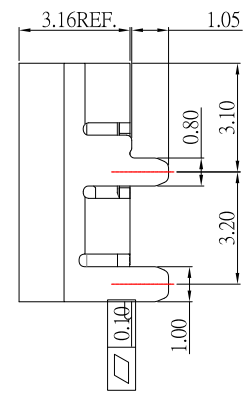
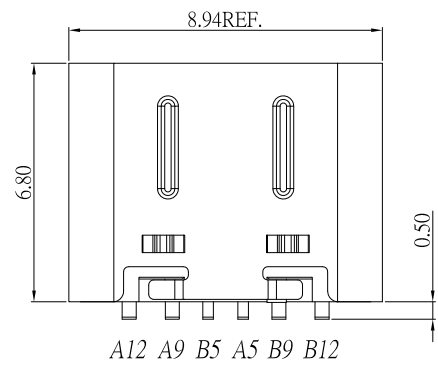
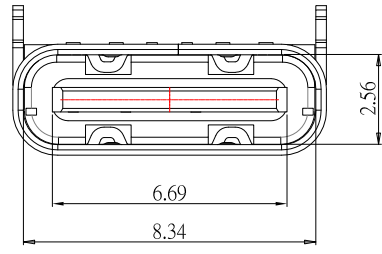




# SBC-060S2-20x-S412

鍍層厚度：

Blank : 1u"
2 : 15u"
3 : 30u"



RECOMMENDED P.C.B. LAYOUT

### SPECIFICATIONS

- Electrical:**
- Rating: 20 V, 3.0 A
  - Dielectric Withstand Voltage: 150V AC
  - Contact Resistance: 40 mΩ Max
  - Insulation Resistance: 100 MΩ Min

- Mechanical:**
- Connector Mate and Unmate Force
    - Mate force: 5~20 N
    - Unmate force: 8~20 N

- Material:**
- Housing: LCP
  - Contact: BRASS
  - Shell: SUS
- Finish:**
- Contact: Plated Gold in Mating Area ;  
Tin Plated on Solder Balls ;  
Nickel under plated overall
  - Shell: Nickel under Plated surface layer

B12	GND
B9	VBUS
B5	CC2
A5	CC1
A9	VBUS
A12	GND
PIN	SIGNAL NAME

7	新增pcb layout尺寸	Jack	113023
6	更新圖面	Jack	120522
5	更新Rating	Jack	053122
4	更新材質	Jack	111921
3	新增pcb layout尺寸	Jack	110620
2	新增尺寸	Jack	073020
1	更新圖面	Jack	111419
ITEM NO.	DESCRIPTION	DRAWN	DATE



TOLERANCE UNLESS OTHERWISE STATED:

Up to 5	±0.2
Above 5 ~ 15	±0.3
Above 15 ~ 30	±0.4
Above 30 ~ 50	±0.5
Angle	±0.3°

3RD. ANGEL'S

UNITS MM

DRAWN BY:	DATE	MAT'L	TITLE	CONNECTOR
Jack Lu	11/30/23			
CHECKED BY:	DATE	FINISH	MODLE	USB C TYPE 2.0 Female SMT 6PIN
Jacky Chen	11/30/23			
APPROVED BY:	DATE	SCALE	DWG NO.	SBC-060S2-20x-S412
Tony Kao	11/30/23	1 : 1		
		SHEET NO.	PART NO.	SBC-060S2-20x-S412
		1 of 1		
			SIZE	A4
			VER	R7