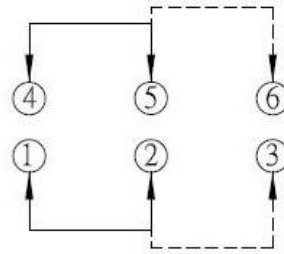
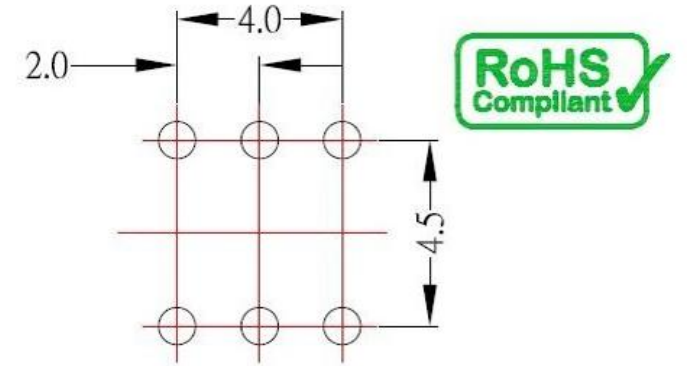


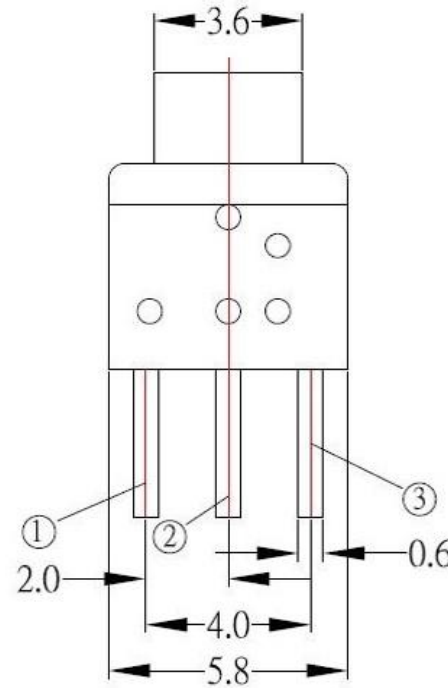
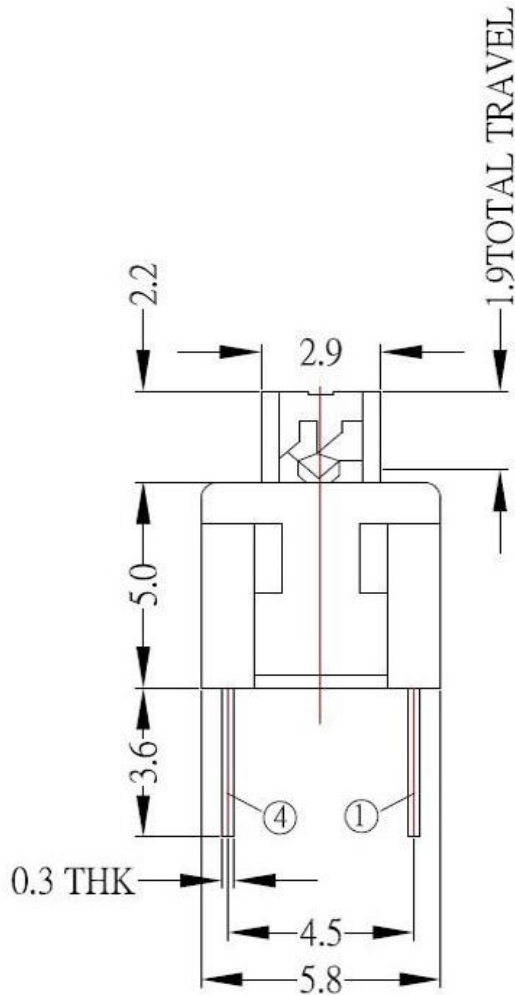
CIRCUIT DIAGRAM



SCHEMATIC (NON-SHORTING)



P.C.B LAYOUT MOUNTING PATTERN



SPECIFICATIONS

Rating	30V DC / 0.1A
Circuit	2C-2P
Contact Resistance	200 mΩ MAX .
Timing	NON-SHORTING
Operating Mode	SELF-LOCK : NON-LOCK :
Stroke	Full : 1.9mm , Lock : 1.0mm
Operating Force	SELF-LOCK :150 gf ±80 NON-LOCK 250 gf ±80
Operating Life	10,000 CYCLES



东莞市高迪电子有限公司

Dong Guan KDRR Electronic Switch JacK Co., Ltd.

TOLERANCE UNLESS OTHERWISE STATED :

Up to 5 ±0.2
Above 5 ~ 15 ±0.3
Above 15 ~ 30 ±0.4
Above 30 ~ 50 ±0.5
Angle ±0.3°

3RD. ANGEL'S



UNITS

MM

DRAWN BY:	DATE
Jack Lu	01/06/15
CHECKED BY:	DATE
Jacky Chen	01/06/15
APPROVED BY:	DATE
Tony Kao	01/06/15

MAT'L	TITLE	SWITCH
FINISH	MODLE	PUSH SWITCH
SCALE	1 : 1	DWG NO.
SHEET NO.	1 of 1	PART NO.
		SIZE
		A4
		VER
		R1

2	更新Contact Resistance	Jack	010615
1	Rating Update	FrankWu	050212
ITEM NO	DESCRIPTION	DRAWN	DATE