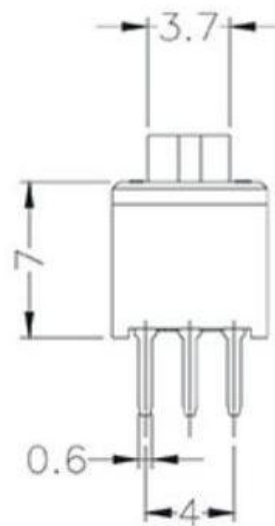
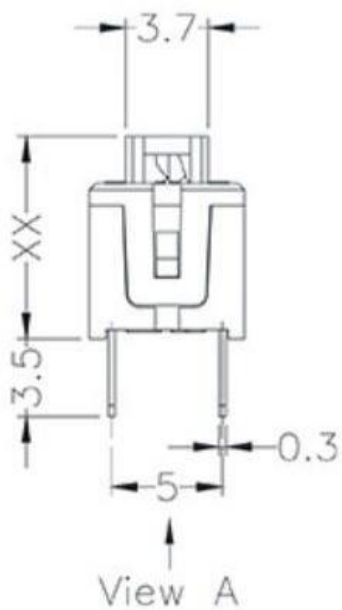


FREE	9.1
LOCK	7.2



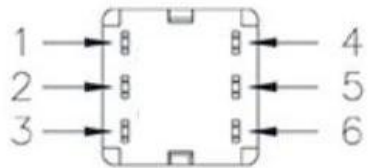
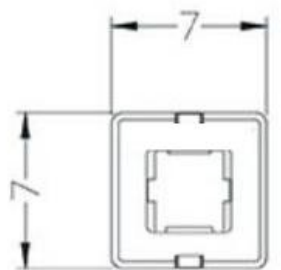
NOTE:

- 1. : SELF-LOCK
- 2. :NON-LOCK

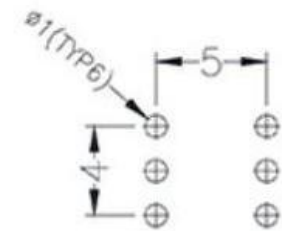


SCHEMATIC

FREE			LOCK		
1	2	3	1	2	3
4	5	6	4	5	6



view A
scale 1:1



P.C.B MOUNTING PATTERN

SPECIFICATIONS

- 1. Rating : DC 30V 0.1A
- 2. Circuit : 2P2T
- 3. Timing : Non-Shorting
- 4. Operating force : 160 ± 50gf
- 5. Life test : 10,000 cycles

NO.	DESCRIPTION	QTY	MATERIAL	REMARK
6	CONTACT(CLIP)	2	PHOSPHOR BRONZE	Ag-Plated
5	SPRING	1	STEEL	
4	TERMINAL	6	BRASS	Ag-Plated
3	BOTTOM CASE	1	PA66	BLACK
2	COPING CASE	1	PA66	WHITE
1	KNOB	1	POM	GREEN



东莞市高迪电子有限公司
Dong Guan KDRR Electronic Switch Jack Co., Ltd.

DRAWN BY:	DATE:	MAT'L	TITLE	SWITCH
Jack Lu	10/23/15			
CHECKED BY:	DATE:	FINISH	MODLE	PUSH SWITCH
Jacky Chen	10/23/15			
APPROVED BY:	DATE:	SCALE	DWG NO.	SIZE
Tony Kao	10/23/15	1:1		A4
		SHEET NO.	PART NO.	VER
		1 of 1		R2

ITEM NO	DESCRIPTION	DRAWN	DATE
2	新增SPEC	Jack	102915
1	新增PIN編號	Jack	101215

TOLERANCE UNLESS OTHERWISE STATED:	Up to 5 ±0.2	3RD. ANGEL'S	UNITS	MM
	Above 5 - 15 ±0.3			
	Above 15 - 30 ±0.4			
	Above 30 - 50 ±0.5			
	Angle ±0.3°			