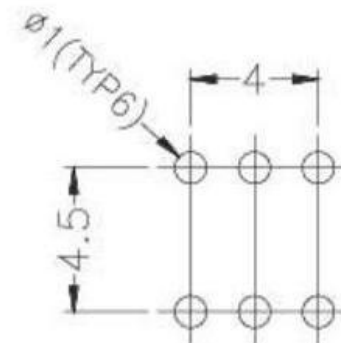
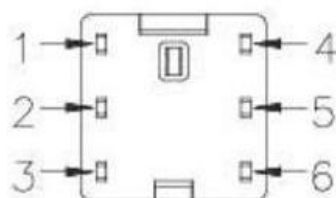
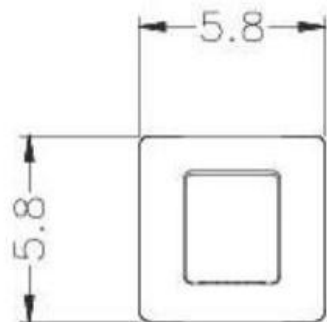


SCHEMATIC (NON-SHORTING)



P.C.B LAYOUT MOUNTING PATTERN



View A
scale 1:1



东莞市高迪电子有限公司

Dong Guan KDRR Electronic Switch Jack Co., Ltd.

TOLERANCE UNLESS OTHERWISE STATED:

Up to 5 ±0.2
Above 5 - 15 ±0.3
Above 15 - 30 ±0.4
Above 30 - 50 ±0.5
Angle: ±0.3°

3RD. ANGEL'S



UNITS

MM

DRAWN BY: Jack Lu
CHECKED BY: Jacky Chen
APPROVED BY: Tony Kao

DATE: 01/06/15
DATE: 01/06/15
DATE: 01/06/15

MAT'L	TITLE	SWITCH
FINISH	MODLE	PUSH SWITCH
SCALE	DWG NO.	
SHEET NO.	PART NO.	

SIZE: A4
VER: R1

ITEM NO.	DESCRIPTION	DRAWN	DATE
2	更新Contact Resistance	Jack	010615
1	Rating Update	Frank Wu	090212