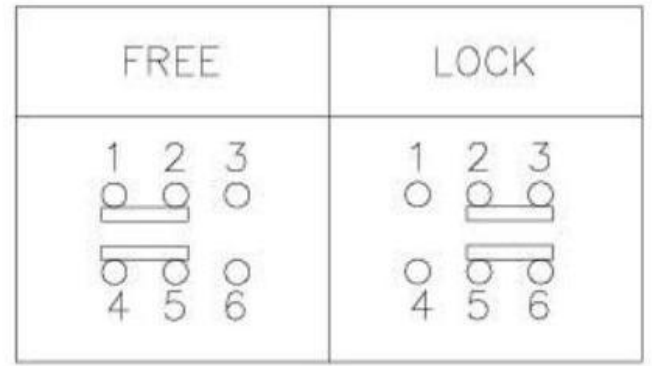
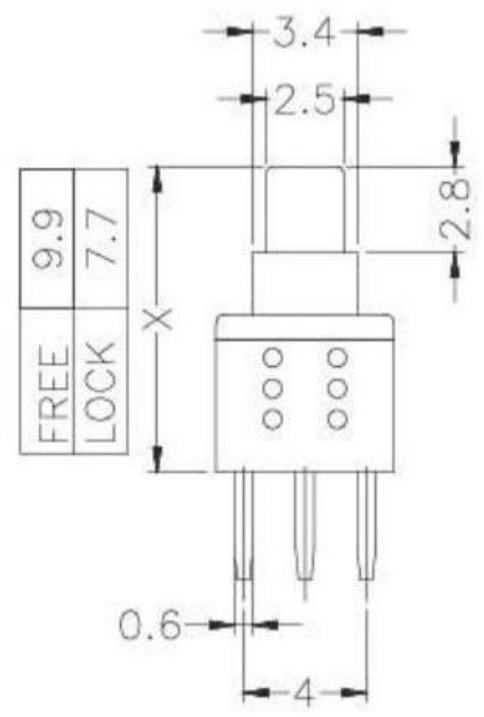
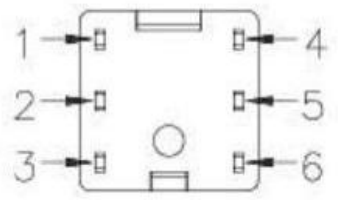
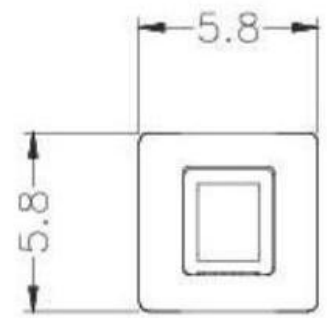


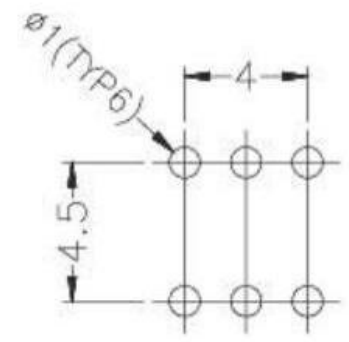
View A



SCHEMATIC (NON-SHORTING)



View A
scale 1:1



P.C.B LAYOUT MOUNTING PATTERN

ITEM NO.	DESCRIPTION	DRAWN	DATE
2	更新Contact Resistance	Jack	010615
1	Rating Update	Frank Wu	030212



东莞市高迪电子有限公司
Dong Guan KDRR Electronic Switch Jack Co., Ltd.

<p>TOLERANCE UNLESS OTHERWISE STATED:</p> <p>Up to 3 ±0.2 Above 3 - 15 ±0.3 Above 15 - 30 ±0.4 Above 30 - 50 ±0.5 Angle ±0.3°</p>	<p>3RD. ANGEL'S</p>		<p>UNITS</p>	<p>MM</p>
---	-------------------------	--	--------------	-----------

DRAWN BY:	DATE	MAT'L	TITLE	SWITCH
Jack Lu	01/06/15			
CHECKED BY:	DATE	FINISH	MODLE	PUSH SWITCH
Jacky Chen	01/06/15			
APPROVED BY:	DATE	SCALE	DWG NO.	
Tony Kao	01/06/15	1:1		
		SHEET NO.	PART NO.	
		1 of 1		

SIZE	A4
VER	R1