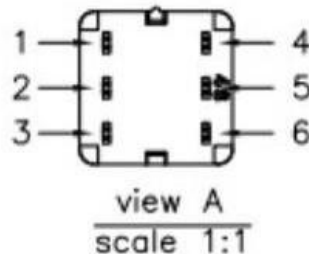
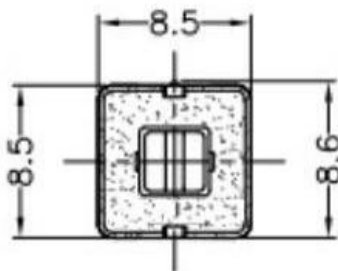
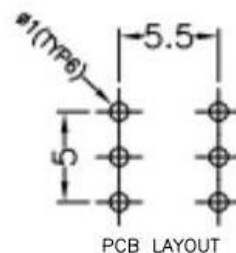


FREE			LOCK		
1	2	3	1	2	3
4	5	6	4	5	6

SCHEMATIC (NON-SHORTING)

SPECIFICATIONS

Rating	30 V DC , 0.1 A
Circuit	2P-2T
Contact Resistance	200 mΩ MAX .
Timing	Non-Shorting
Operating Mode (X)	L: Self-Lock/N: Non-Lock
Stroke	Full: 2.5mm, Lock: 1.5mm
Operating Force	250±100gf
Operating Life	10,000 CYCLES



NO.	PARTS	MATERIALS	Q'TY	FINISH
7	CAM STICK	SUS	1	NATURAL
6	CONTACT CLIP	PHOSPHOR BRONZE	2	Ag PLATED
5	SPRING	SUS	1	NATURAL
4	TERMINAL	BRASS	6	Ag PLATED
3	CASE	PBT	1	BLACK
2	COVER	POM	1	GREY
1	KNOB	POM	1	BLACK

ITEM NO	DESCRIPTION	DRAWN	DATE
4	更新Contact Resistance	Jack	010615
3	更新Operating Mode:NL&N	Jack	040914
2	更新圖面及SPEC和材質	Jack	010714
1	新增pin標號	Jack	083013


**东莞市高迪电子有限公司**  
 Dong Guan KDRR Electronic Switch Jack Co., Ltd.

TOLERANCE UNLESS OTHERWISE STATED:
 

Up to 5	±0.2
Above 5 - 15	±0.3
Above 15 - 30	±0.4
Above 30 - 50	±0.5
Angle	±0.3°

3RD. ANGEL'S  UNITS MM

DRAWN BY:	DATE	MAT'L	TITLE	SWITCH
Jack Lu	01/06/15	FINISH	MODLE	PUSH SWITCH
CHECKED BY:	DATE	SCALE	DWG NO.	SIZE
Jacky Chen	01/06/15	1:1		A4
APPROVED BY:	DATE	SHEET NO.	PART NO.	VER
Tony Kao	01/06/15	1 of 1		R4