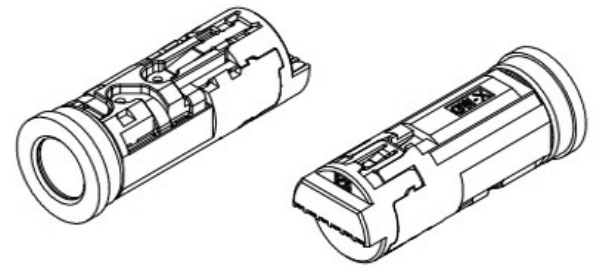
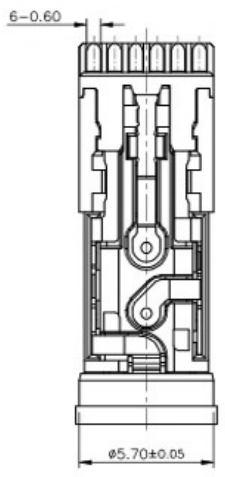
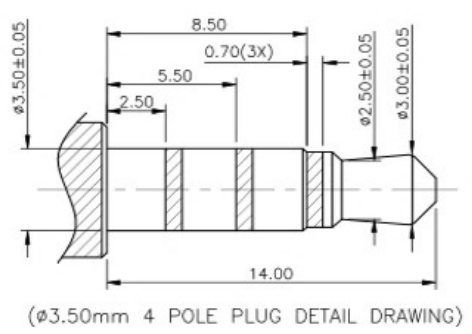
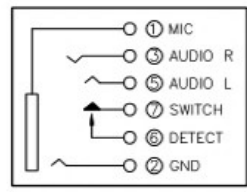
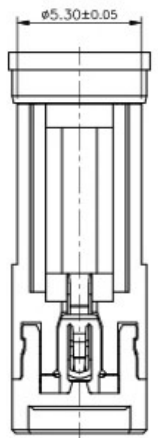
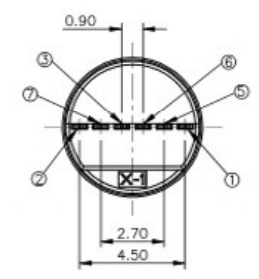
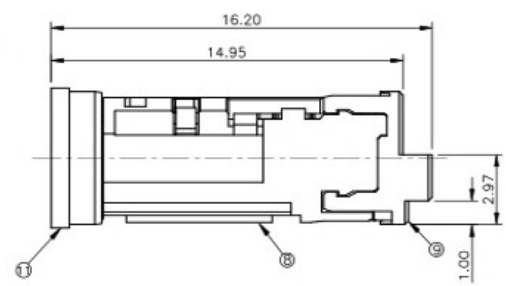
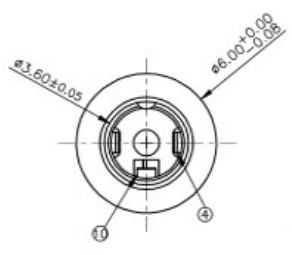
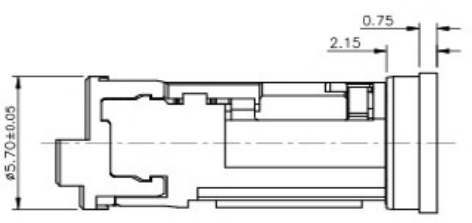


REV.	ECN NO.	DESCRIPTION	DESIGN	DATE
A		INITIAL	Kai	2018.05.17



3D VIEW



SCHEMATIC RECOMMENDED

- 技术要求:**
- 电气及机械特性要求如下:
    - 接触阻抗: 50mΩ以下;
    - 绝缘阻抗: 100MΩ以上;
    - 耐电压: 500V AC以上;
    - 耐插拔: 5,000次以上;
    - 插入力: 0.3~3.0kgf(3~30N);
    - 拔出力: 0.3~3.0kgf(3~30N);

ITEM	DESCRIPTION
07	Copper sleeve (nickel plating); Pling gold-Flash;Housing Black (colour)
06	Copper sleeve (nickel plating); Pling gold-Flash;Housing white (colour)
05	Copper sleeve (sand blasting / chemical nickel); Pling gold-Flash;Housing Black (colour)
04	Copper sleeve (sand blasting / chemical nickel); Pling gold-Flash;Housing white (colour)
03	Stainless steel (sandblast); Pling gold 4u";Housing white (colour)
02	Stainless steel (sandblast); Pling gold 4u";Housing green-OPPO (colour)
01	Aluminium sleeve (sandblast / oxidation); Pling gold-Flash;Housing white (colour)

UNLESS OTHERWISE SPECIFIED TOLERANCES

东莞市高迪电子有限公司

DWG NO.	/	PART NAME:	PHONE JACK
DESIGN:		PART NO.	
CHECK:		REV.	A
APPROVED		UNIT:	mm
		SHEET:	1/1

由 Autodesk 教育版产品制作

由 Autodesk 教育版产品制作