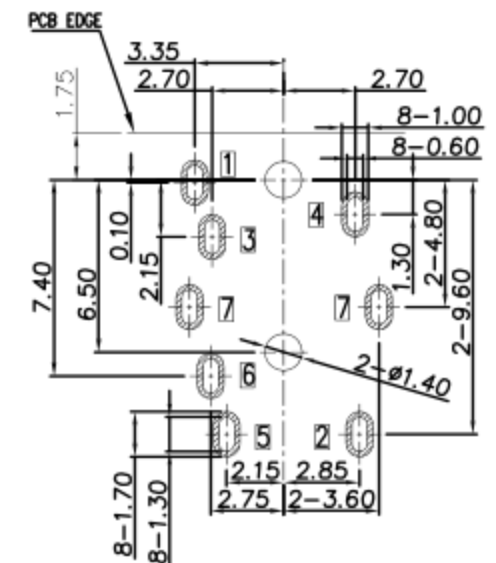
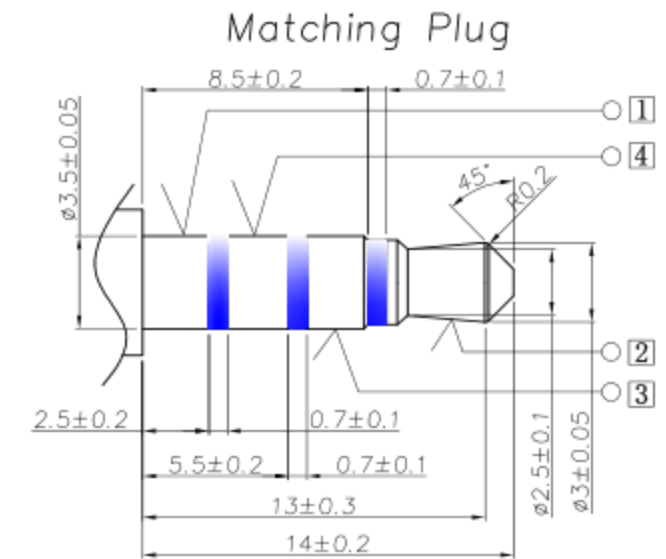
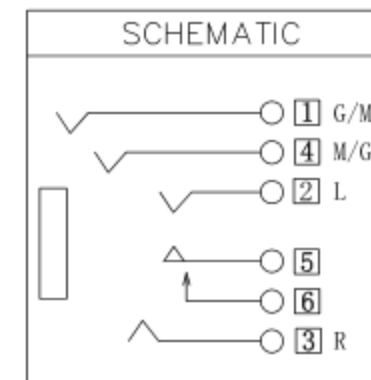
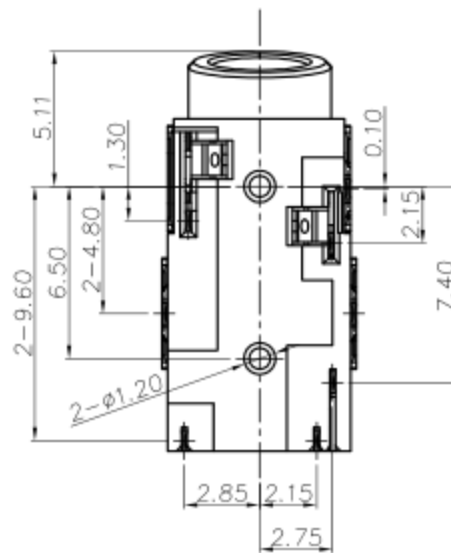
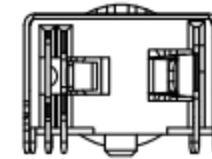
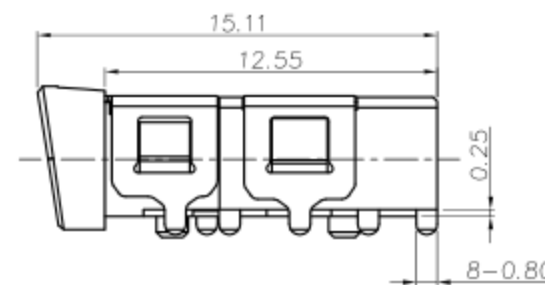
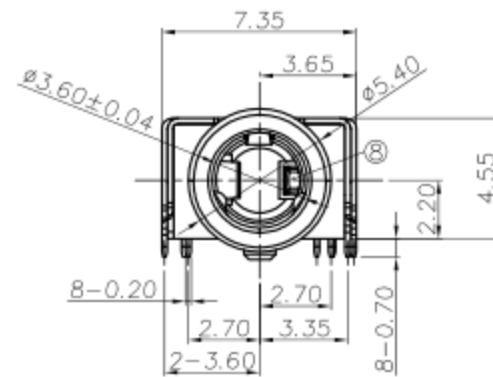
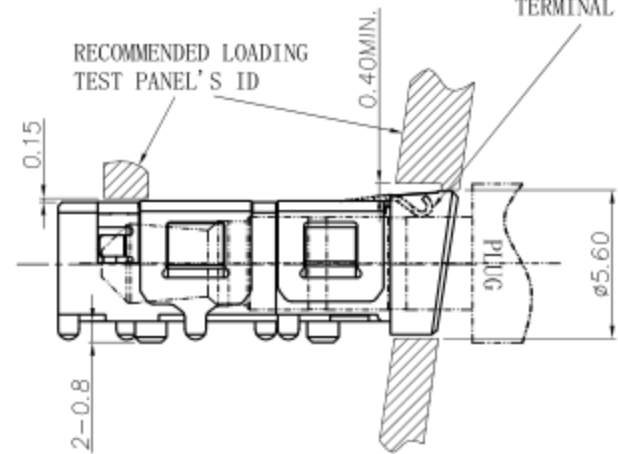


MODEL NO. :
 PJR-D3291H-ABK7AU02L-RH
 (1) (2)(3) (4)(5)(6)

- (1) Series no.
- (2) Schematic type: A
- (3) Housing color:
BK7=Black.
- (4) Terminal plating:
AU02= Gold Flash.
- (5) Packing mode:
L=Reel packing.
- (6) Environmental requirements:
RH=RoHS 2.0 + Halogen Free.



RECOMMENDED PCB LAYOUT(TOP VIEW)
 (GENERAL TOLERANCE±0.05)

SPECIFICATION:

- 1. Electrical characteristics
 - 1-1. Current rating:DC 0.5A max.
 - 1-2. Voltage rating:DC 30V.
 - 1-3. Contact resistance:50mΩ max.
 - 1-4. Insulation resistance:100MΩ min. at 500V DC.
 - 1-5. Withstanding voltage:500V AC for 1 minute.
- 2. Mechanical characteristics
 - 2-1. Life test:5000 cycles min,
 - 2-2. Mating force:3~30N,
Unmating force:3~30N.

NO.	DESCRIPTION	QTY	MATERIAL	REMARK
9	Housing	1	HIGH TEMPERATURE PLASTIC	Black
8	Insulator	1	HIGH TEMPERATURE PLASTIC	Black
7	Shell [7]	1	Phosphor bronze, 0.20t	Ni 60u" Min
6	Shunt terminal [6]	1	Phosphor bronze, 0.20t	Gold Flash On Contact Gold Flash On Solder Tail Area, All over Nickel 50u" Min Plating.
5	Transfer Spring [5]	1	Phosphor bronze, 0.20t	
4	Ring spring [4]	1	Phosphor bronze, 0.20t	
3	Ring spring [3]	1	Phosphor bronze, 0.20t	
2	Tip spring [2]	1	Phosphor bronze, 0.20t	
1	Earth spring [1]	1	Phosphor bronze, 0.20t	

ECN NO.	REV	DATE	DESCRIPTION	CHANGE	APPRO.	GENERAL TOLERANCE UNLESS OTHERWISE NOTED	SCALE: 1:1	UNIT:mm	A4
	A-0	2019. 02. 28	NEW	罗振强	刘伟	Angle ±2° . x ±0.35 . xx ±0.25 . xxx ±0.10	DESIGN	罗振强	2019. 02. 28
							CHECK		
							APPROVAL		

CUSTOMER DRAWING		TITLE:	ø3.5mm PHONE JACK
		MODEL NO.	PJR-D3291H-ABK7AU02L-RH
SHEET:1 of 1		FILE NO.	Q/DY. QW-001A-0692

东莞市高迪电子有限公司