

SPECIFICATION:

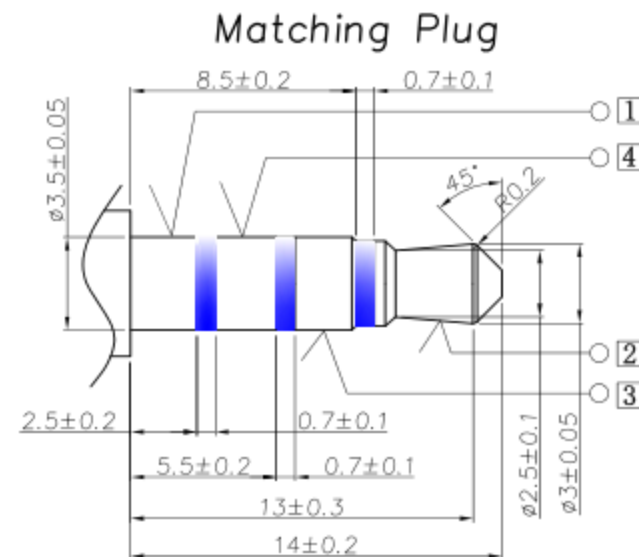
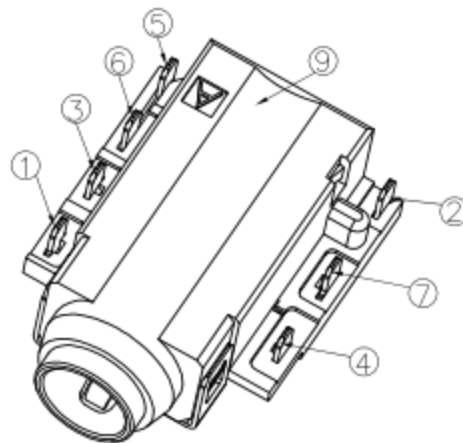
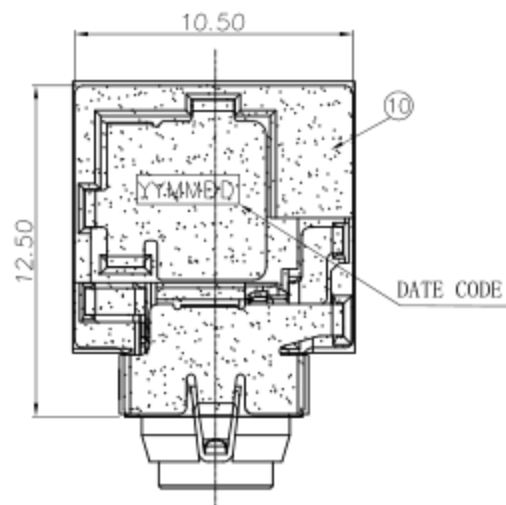
1. Electrical characteristics

- 1-1. Current rating: 1Amps.
- 1-2. Voltage rating: 12V DC.
- 1-3. Contact resistance: Between Jack-Plug: 50m Ω max;
Within Jack Break Spring, Make Spring: 30m Ω max.
- 1-4. Insulation resistance: 100M Ω min. at 500V DC.
- 1-5. Withstanding voltage: Mated Set or Plug: 250V AC
Or Jack: 500V AC.

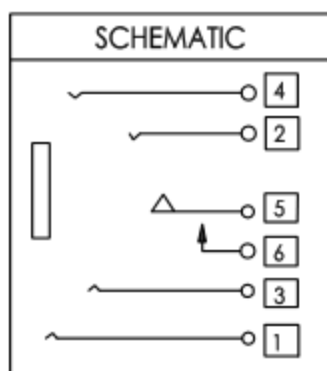
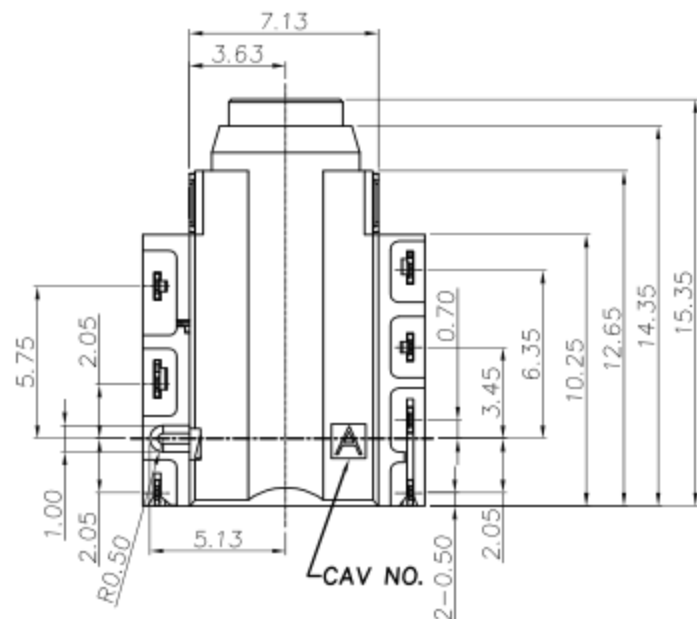
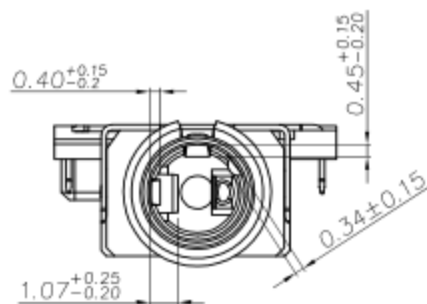
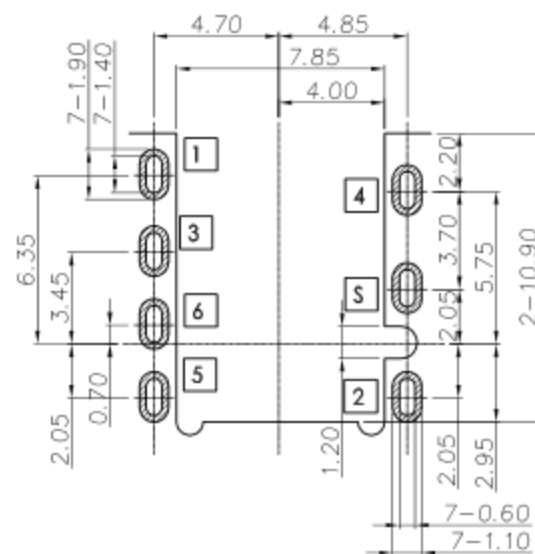
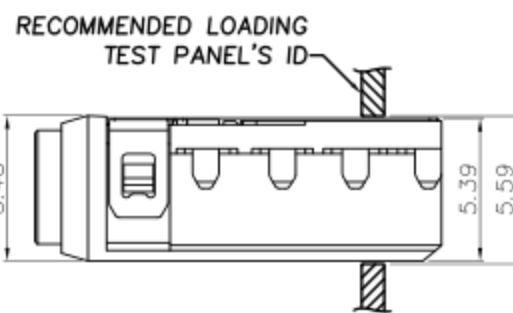
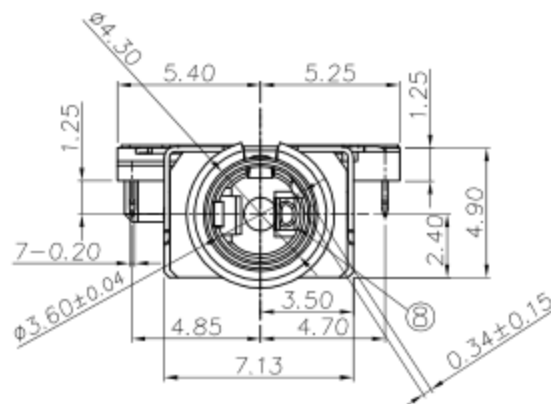
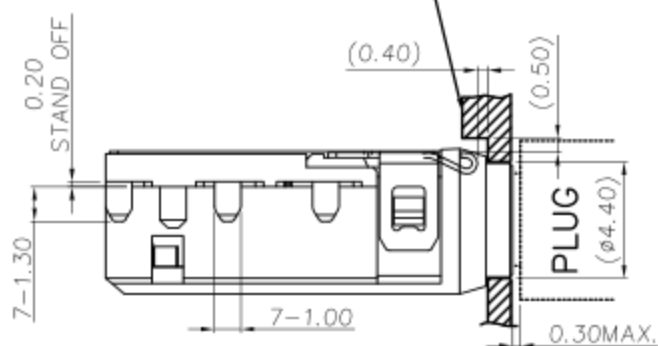
2. Mechanical characteristics

- 2-1. Life test: 5000 cycles min,
- 2-2. Mating force: 3~30N.
Unmating force: 3~30N.

3. Operating Temperatures: -25°C ~ +70°C, 85%RH Max.



**MATCHED MECHANISM'S ID
NEED TO AVOID INTERFERENCE
WITH TERMINAL AFTER PLUG IN**



⑩	Mylar	1	KAPTON: 10.5*12.5*0.1T	YELLOW
⑨	Housing	1	PA10T, UL94V-0	Black
⑧	Insulator	1	PA10T, UL94V-0	Black
⑦	Shell	⑤	C5210, 0.20t	Ni 60u" Min.
⑥	Break spring	⑥	C5210, 0.20t	Gold Flash On Contact And Solder Tail Area, 50u" Nickel UnderPlated
⑤	Make spring	⑤	C5210, 0.20t	
④	Ring spring	④	C5210, 0.20t	
③	Ring spring	③	C5210, 0.20t	Gold Flash On Contact Area 120u" Matte-Tin Plating on Solder Tail Area, 50u" Nickel UnderPlated
②	Tip spring	②	C5210, 0.20t	
①	Earth spring	①	C5210, 0.20t	
NO.	DESCRIPTION	QTY	MATERIAL	REMARK

					Angle	±2°	DESIGN	刘伟	2021.01.19
					.x	±0.35	CHECK		
					.xx	±0.25	APPROVAL		
	A-0	2021.01.19	NEW	刘伟	余军	.xxx	±0.15		
ECN NO.	REV	DATE	DESCRIPTION	CHANGE	APPRO.	GENERAL TOLERANCE UNLESS OTHERWISE NOTED	SCALE: 1:1	UNIT:mm	A4

东莞市高迪电子有限公司		CUSTOMER DRAWING	TITLE:	φ3.5mm PHONE JACK
			MODEL NO.	PJR-D3145F-ABK7AS02L-RH
			FILE NO.	Q/DY. QW-001A-0728