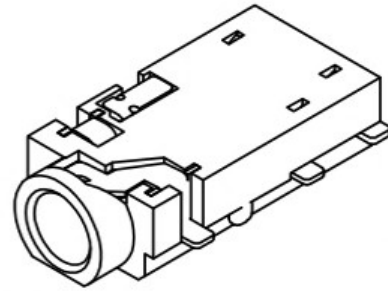
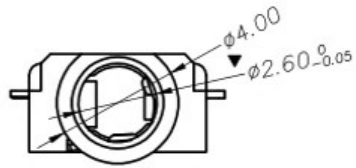
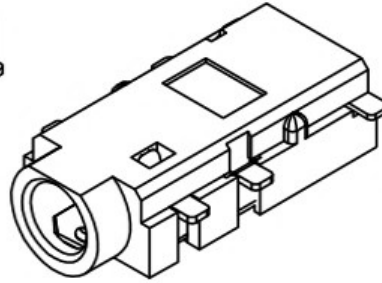


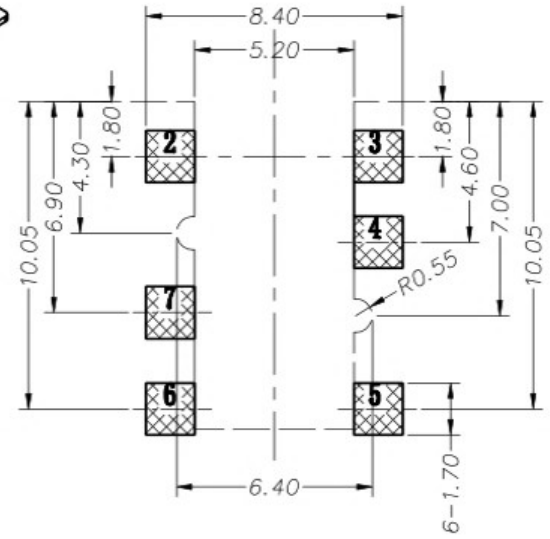
REV.	ECN NO.	DESCRIPTION	DESIGN	DATE
A	XXXXXXX	INITIAL	Kai	2017/11/17



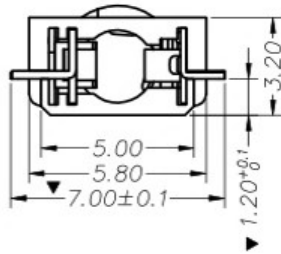
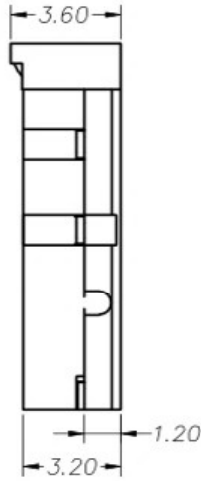
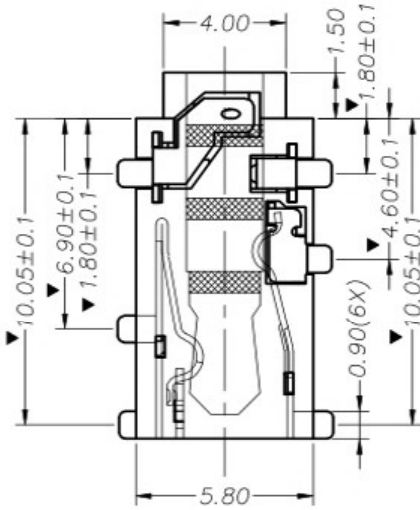
3D VIEW



3D VIEW

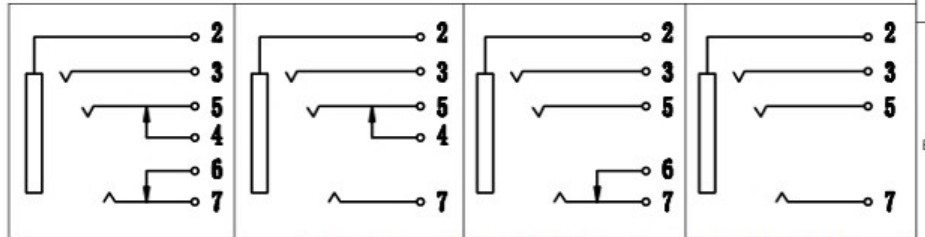


P. C. B LAYOUT TOP VIEW



1. CONTACT CURRENT RATING: 0.5A.
2. CONTACT RESISTANCE: 0.03 Ω MAX.;
3. INSULATION RESISTANCE: 100Ω MIN.;
4. DIELECTRIC WITHSTANDING: 500V AC MIN.;
5. DURABILITY: 5,000 CYCLES MIN.;
6. CONNECTOR MATING FORCES: 20N MAX.;
7. CONNECTOR UNMATING FORCES: 3N MIN.;

ITEM	NAME	Q'TY	DESCRIPTION	NOTE
7	TERMINAL 6#	1	BERYLLIUM BRONZE; THE BOTTOM OF THE NICKEL; THE WHOLE GOLD PLATING.	
6	TERMINAL 5#	1	PHOSPHOR BRONZE; THE BOTTOM OF THE NICKEL; THE WHOLE GOLD PLATING.	
5	TERMINAL 4#	1	BERYLLIUM BRONZE; THE BOTTOM OF THE NICKEL; THE WHOLE GOLD PLATING.	
4	TERMINAL 3#	1	PHOSPHOR BRONZE; THE BOTTOM OF THE NICKEL; THE WHOLE GOLD PLATING.	
3	TERMINAL 2#	1	PHOSPHOR BRONZE; THE BOTTOM OF THE NICKEL; THE WHOLE GOLD PLATING.	
2	TERMINAL 1#	1	PHOSPHOR BRONZE; THE BOTTOM OF THE NICKEL; THE WHOLE GOLD PLATING.	
1	HOUSING	1	PPA COLOR BLACK	



UNLESS OTHERWISE SPECIFIED TOLERANCES

东莞市高迪电子有限公司

DECIMALS:	ANGLES:	DWG NO.	PART NAME:
DIM TOL	DIM TOL	DESIGN: kai 2017/11/17	PHONE JACK
X. ±0.35	X. ±2'	CHECK: /	PART NO.
X.X ±0.30	X.X ±1'	APPROVED: Lucky 2017/11/17	REV. UNIT: SHEET: 1/1
X.XX ±0.20	X.XX ±		
X.XXX ±0.10	X.XXX		