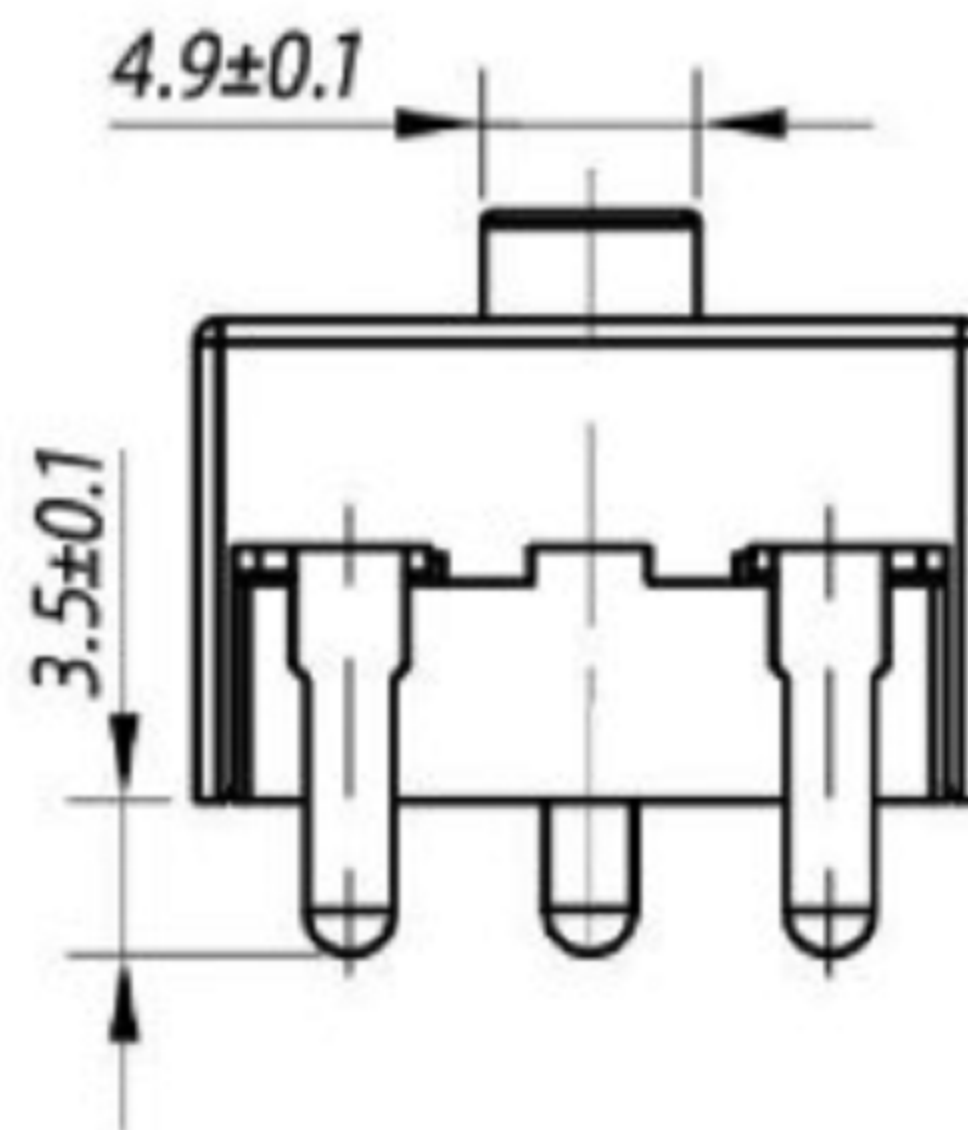
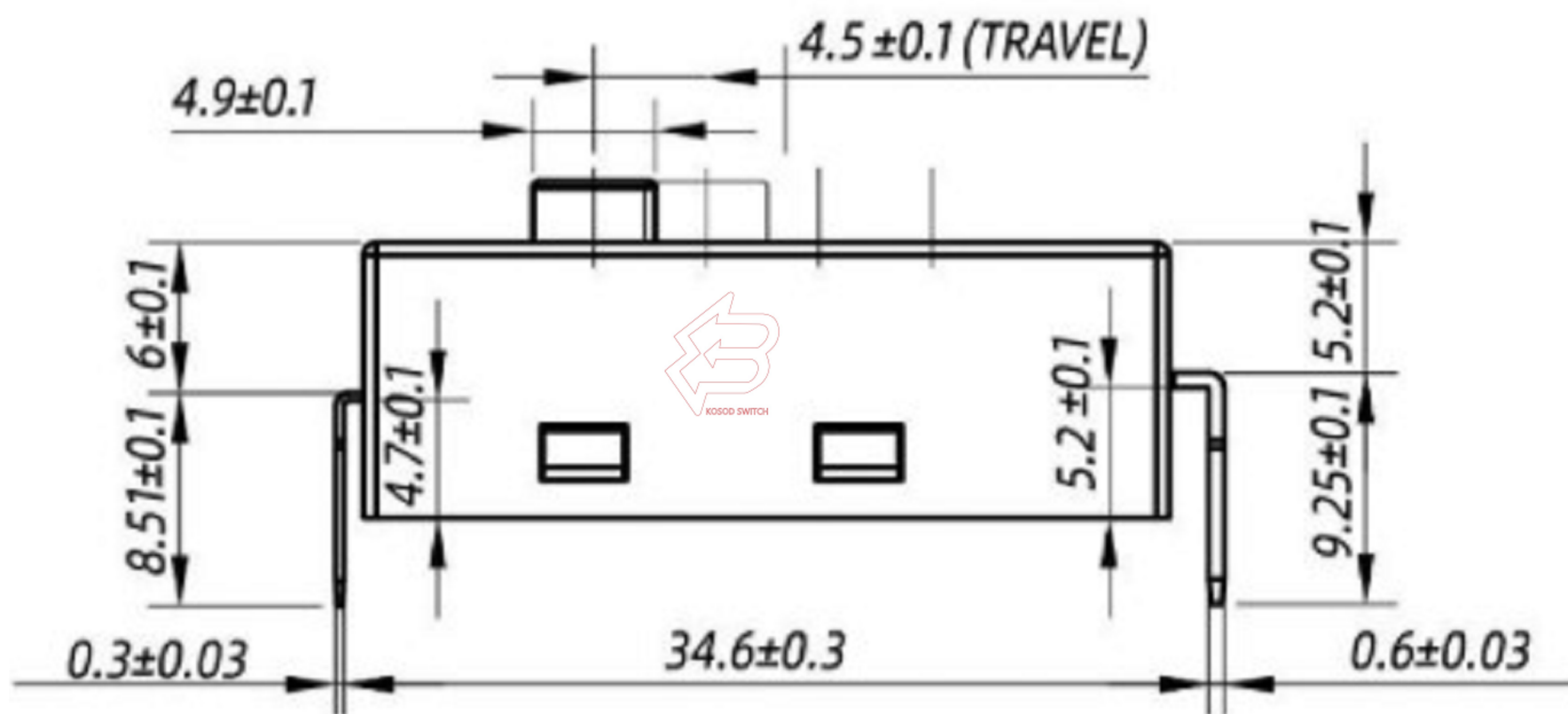
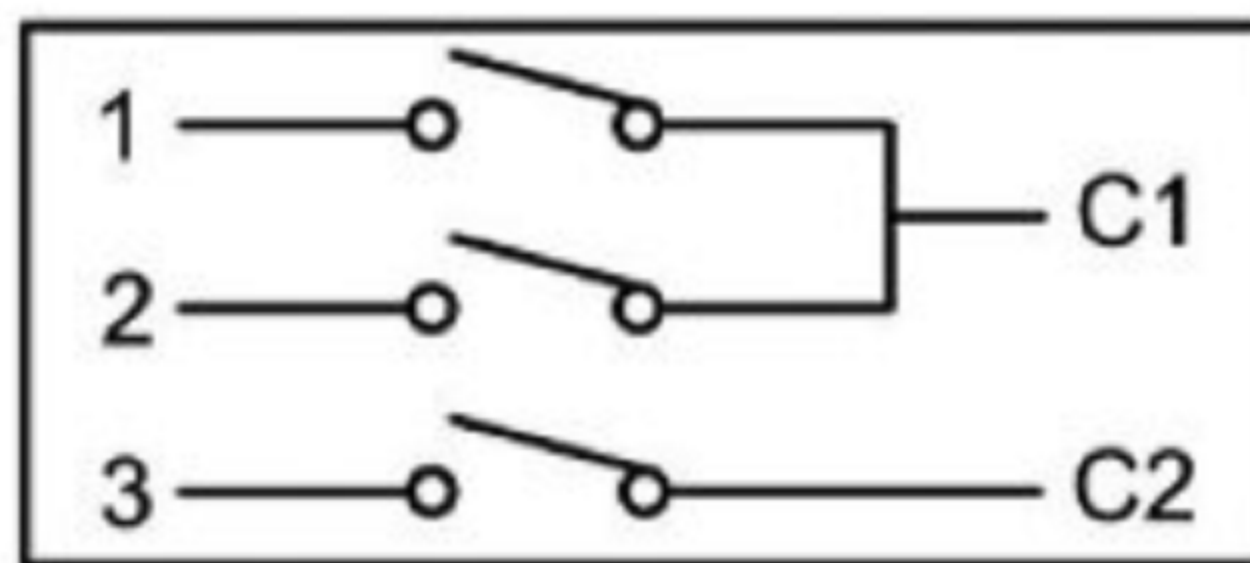


线路图
CIRCUIT DIAGRAM



四档滑动开关

- 1.滑动开关型号 SLIDE SWITCH MODEL: KND-2-3BP012
- 2.PCB端子 PCB MOUNT TERMINAL;
- 双刀四掷, 多回路 DOUBLE POLE FOUR THROW, MULTI-CIRCUIT
- 3.额定值 RATING: ▲16(4)A 125/250VAC μT105
- 10(2)A 125/250VAC μT105

▲16(4)A 125/250VAC μT105
10(2)A 125/250VAC μT85

- 4.接触电阻 CONTACT RESISTANCE: <50mΩ (INITIAL)
- 5.绝缘电阻 INSULATION RESISTANCE: ≥100MΩ(DC500V/1MIN)
- 6.介电强度 DIELECTRIC STRENGTH: 1500V /5mA /1MIN
- 7.机械寿命 MECHANICAL LIFE: >50000 CYCLES
- 8.电气寿命 ELECTRICAL LIFE: >10000 CYCLES
- 9.端子手工焊接条件 SOLDER ABILITY OF TERMINAL: MAX260°C, 3S
- 10.操作力 OPERATION FORCE:550±150gf
- 11.所有部件均使用环保材料 ALL MATERIALS ARE RoHS COMPLIANT

电流电路
CURRENT CIRCUIT

CIRCUIT:012

位置 POSITION	电路 CIRCUIT
1(INITIAL)起始	OFF
2	C2+3
3	C1+1,C2+3
4	C1+1+2,C2+3

NO.	PARTS	MATERIALS	QTY	FINISH
5	CONTACT CLIP	PBS STRIP	1	Ag PLATED
4	TERMINAL	BRASS	3	Ag PLATED
3	BASE	PHENOLIC RESIN	1	NATURAL
2	FRAME	STEEL STRIP	1	Ni PLATED
1	KNOB	POM	1	BLACK



东莞市高迪电子有限公司
DONG GUAN GAO DI ELECTRONICS CO., LTD

TOLERANCE UNLESS OTHERWISE STATED:
Up to 5 ±0.2
Above 5 ~ 15 ±0.3
Above 15 ~ 30 ±0.4
Above 30 ~ 50 ±0.5
Angle ±0.3°

3RD. ANGEL'S

UNITS MM

DRAWN BY:	DATE	MAT'L	TITLE	SWITCH
Ming Ming Zou	11/19/14			
CHECKED BY:	DATE	FINISH	MODLE	SLIDE SWITCH
Ning Ning Su	11/19/14			
APPROVED BY:	DATE	SCALE	DWG NO.	GD-KND-2-3BP012
Jia Xiang	11/19/14	1:1		
SHEET NO.	1 of 1	PART NO.		

ITEM NO.	DESCRIPTION	DRAWN	DATE
2	新增SPEC	Jack	111914
1	新增尺寸	Jack	061614