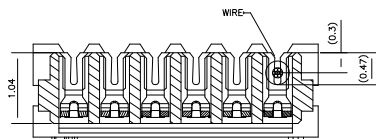
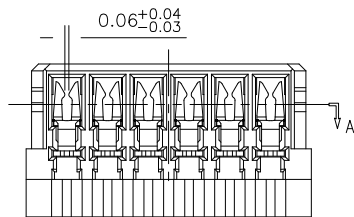
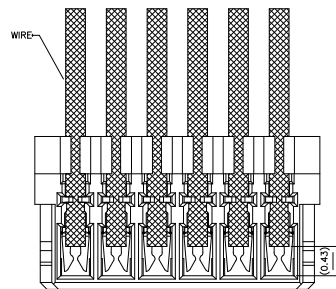
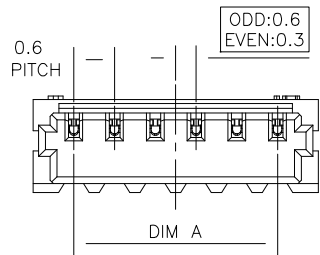


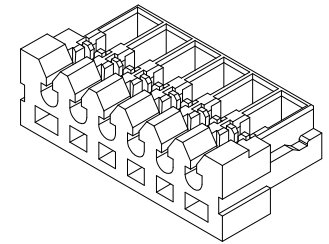
MATED CONDITION



SECTION A-A

CKT	DIMA	DIMB	DIMC
2	0.6	1.3	1.8
3	1.2	1.9	2.4
4	1.8	2.5	3.0
5	2.4	3.1	3.6
6	3.0	3.7	4.2
7	3.6	4.3	4.8
8	4.2	4.9	5.4
9	4.8	5.5	6.0
10	5.4	6.1	6.6
11	6.0	6.7	7.2
12	6.6	8.3	7.8
13	7.2	8.9	8.4
14	7.8	8.5	9.0
15	8.4	9.1	9.6
16	9.0	9.7	10.2

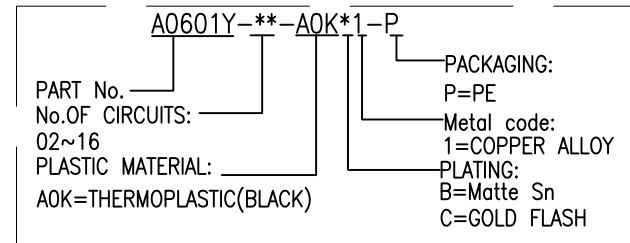
REV	DESIGN	DATE
A0	-	-
-	-	-



主要技术参数 Main Specifications

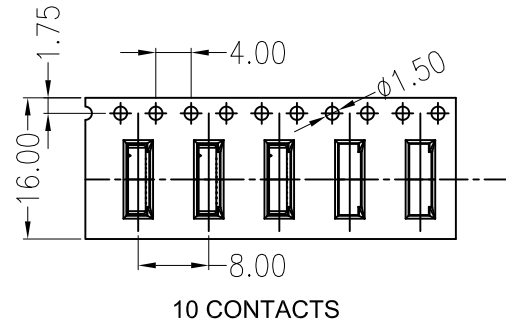
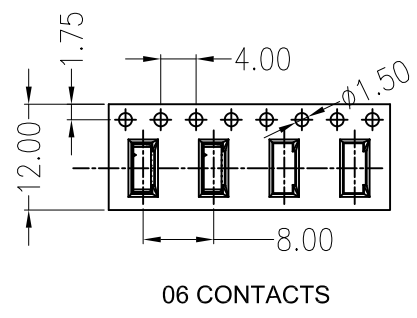
线数 (Poles): 02 to 16
 接触电阻 (Contact resistance): $\leq 40m\Omega$
 绝缘电阻 (Insulation resistance): $\geq 100M\Omega$
 额定电压 (Rated voltage): 30V AC DC
 额定电流 (Rated current): 0.2A AC DC
 耐电压 (Withstand Voltage): 100V AC/minute
 温度范围 (Temperature Range): $-25^{\circ}C \sim +85^{\circ}C$
 适用线规 (Applicable Wires): 34~36AWG

ORDER INFORMATION:

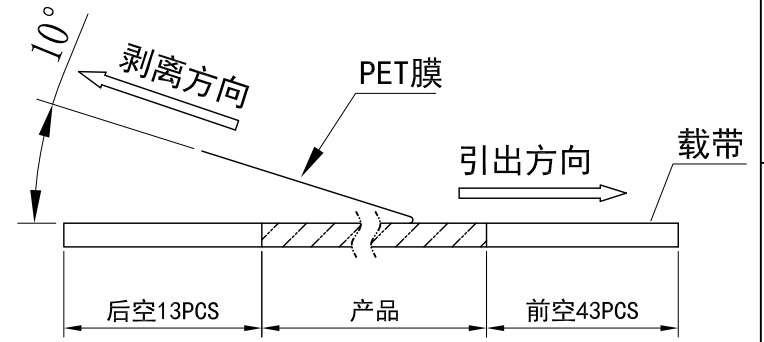


ITEM	COMPONENT	Q'TY	MATERIAL	FINISH
C				
B	CONTACT	N PCS	COPPER ALLOY	MATTE Sn-plated/GOLD FLASH
A	HOUSING	1 PCS	THERMOPLASTIC	UL 94V-0, COLOR:BLACK
TITLE: HOUSING				-
X.±0.5	X.±5'	USE: CUSTOMER	PART NO.: A0601Y-**-AOK*1-P	
.X±0.3	.X±2'	APPD: 刘振岭	DWG NO.: GCCP-0839	
.XX±0.25	.XX±1'	CHKD: 王亮	SCALE: 1 : 1	
--	--	DR: 蒋建银	SHEET: 1 / 1	

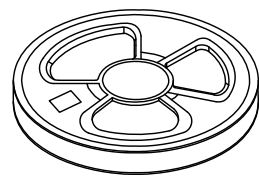
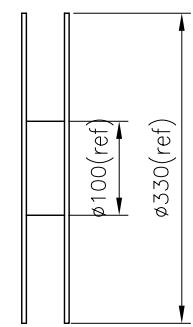
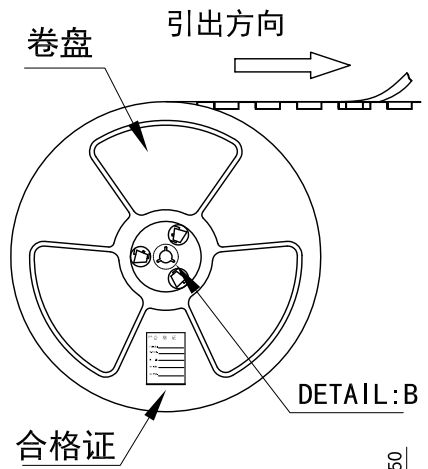
REV	ECN No.	DESCRIPTION	DESIGN	DATE
A		Release	蒋建银	2018.06.22



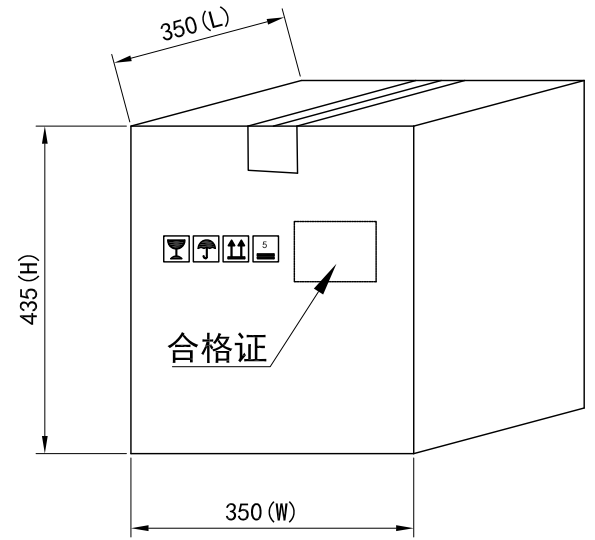
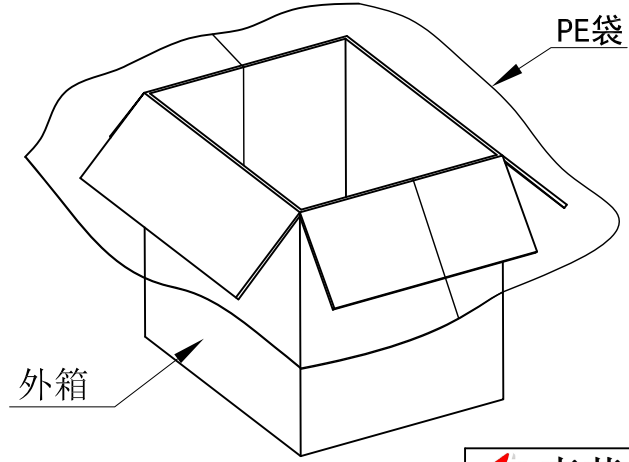
产品引出方向



(PET膜剥离示意图)



装*盘 (参考列表一)



列表一

Circuits	DIM. D	DIM. E	Q'ty/Reel	Packing (Reel/Caton)
06PIN	-	12	4000PCS	25/Reel
10PIN	-	16	4000PCS	20/Reel

包装说明:

- 把成品包入卷盘中, 每盘装4000PCS, 卷盘上贴上合格证, 将装好产品的卷盘放进外箱中, 外箱内先套一个大PE袋, 外箱上贴贴上合格证.
- 所有材料有害物控制需符合RoHS标准.

东莞市高迪电子有限公司 DONG GUAN GAO DI ELECTRONICS CO., LTD		TITLE: A0601AWR 包装规范	
X. ± 0.5	X. ± °	USE: MANUFACTURE	PART NO. : A0601AWR-nP
. X ± 0.3	. X ± °	APPD: 邵敬和	DWG NO. : GCBZ-0521
. XX ± 0.25	. XX ± °	CHKD: 田峰	SCALE 1 : 1
--	--	DR: 蒋建银	SHEET 1 / 1

A

B

C

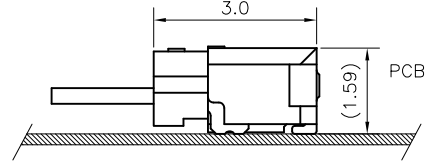
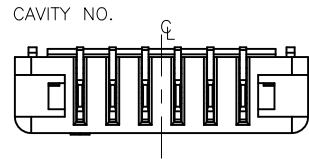
D

E

F

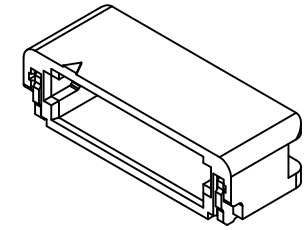
REV	DESIGN	DATE
A0	-	-
-	-	-

1

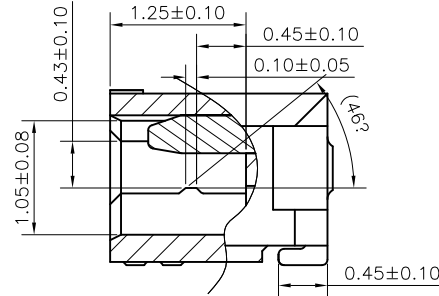
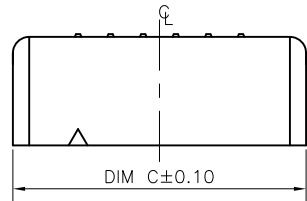


MATED CONDITION

CKT	DM A	DM B	DM C	DM D
2	0.6	1.36	3.00	2.35
4	1.80	2.56	4.20	3.55
5	2.40	3.16	4.80	4.15
6	3.00	3.76	5.40	4.75
7	3.60	4.36	6.00	5.35
8	4.20	4.96	6.60	5.95
10	5.40	6.16	7.80	7.15
12	6.60	7.36	9.00	8.35
14	7.80	8.56	10.20	9.55
16	9.00	9.76	11.40	10.75



2



SECTION A-A

主要技术参数 Main Specifications

线 数 (Poles): 02 to 16

接触电阻 (Contact resistance): $\leq 40m\Omega$

绝缘电阻 (Insulation resistance): $\geq 100M\Omega$

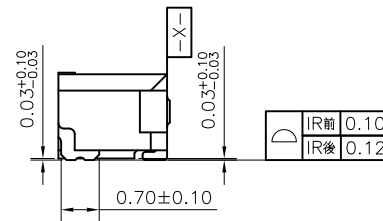
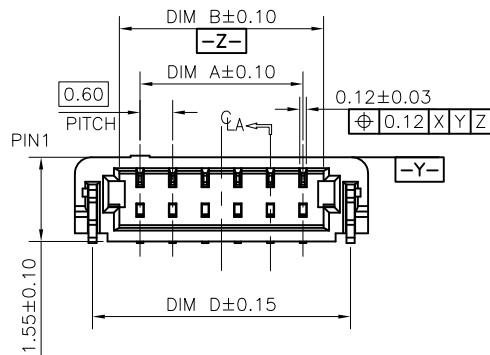
额定电压 (Rated voltage): 30V AC DC

额定电流 (Rated current): 0.2A AC DC

耐电压 (Withstand Voltage): 100V AC/minute

温度范围 (Temperature Range): $-55^{\circ}C \sim +85^{\circ}C$

3



ORDER INFORMATION:

A0601AWR-**-FOK*1-R

PART No. _____

No.OF CIRCUITS: _____

02~16

PLASTIC MATERIAL: _____

FOK=LCP(BLACK)

PACKAGING:

R=REEL

P=PE

Metal code:

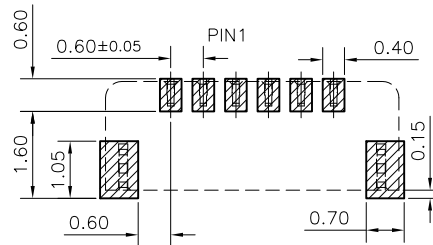
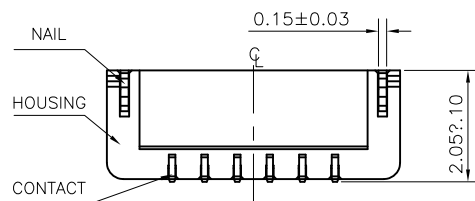
1=PhosphorBronze

PLATING:

B=Matte Sn

C=GOLD FLASH

4



RECOMMEND PCB LAYOUT
GENERAL TOLERANCE ± 0.05

ITEM	COMPONENT	Q'TY	MATERIAL	FINISH
C	SOLDER TAB	2 PCS	PhosphorBronze	MATTE Sn-plated/GOLD FLASH
B	CONTACT	N PCS	PhosphorBronze	MATTE Sn-plated/GOLD FLASH
A	HOUSING	1 PCS	LCP	UL 94V-0, COLOR:BLACK

東莞市高迪電子有限公司
DONG GUAN GAO DI ELECTRONICS CO., LTD

TITLE: A0601AWR

X.±0.5 X.±5'

USE:

CUSTOMER

PART NO.:

A0601AWR-**-FOK*1-R

.X±0.3 .X±2'

APPD:

刘振岭

DWG NO.:

GCCP-0799

.XX±0.25 .XX±1'

CHKD:

王亮

SCALE

SHEET



UNITS:
mm

DR:

蒋建银

1 : 1

1 / 1

A

B

C

D

E

F

5