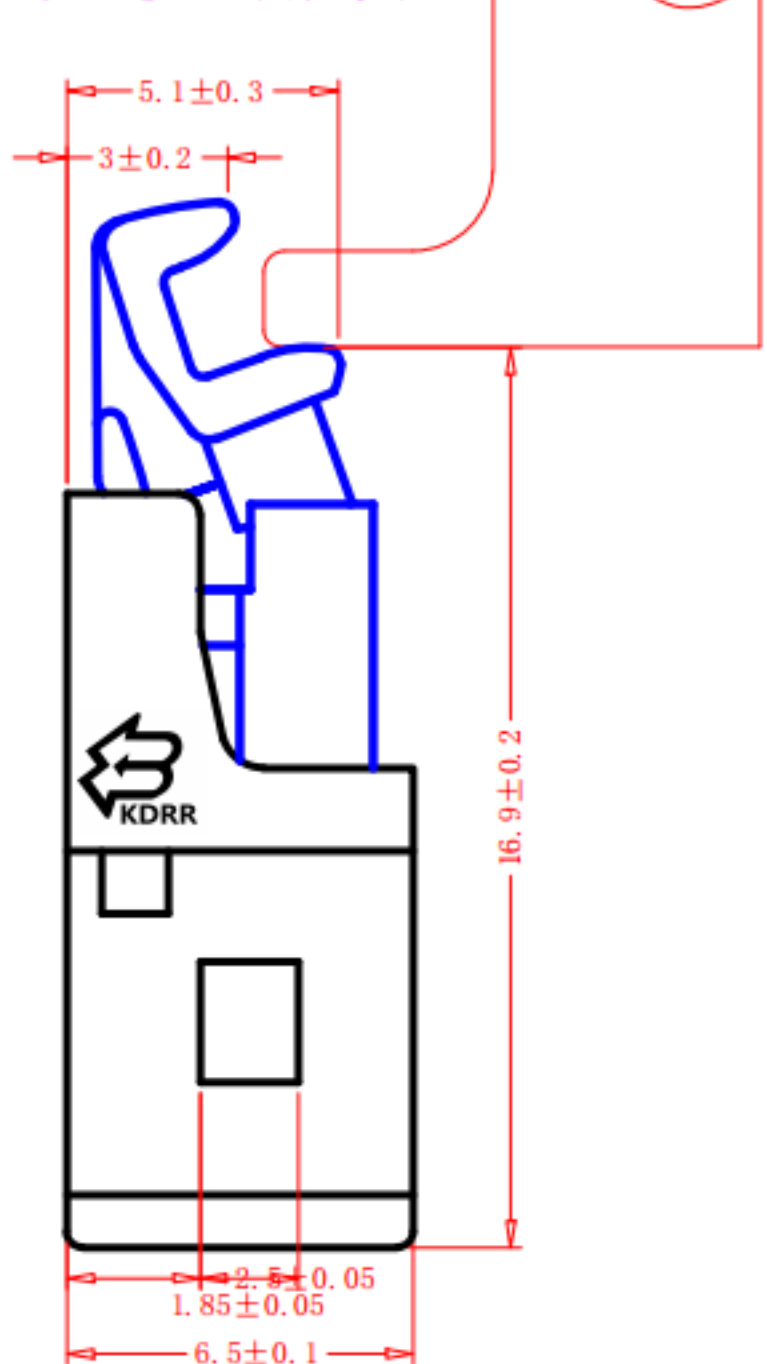
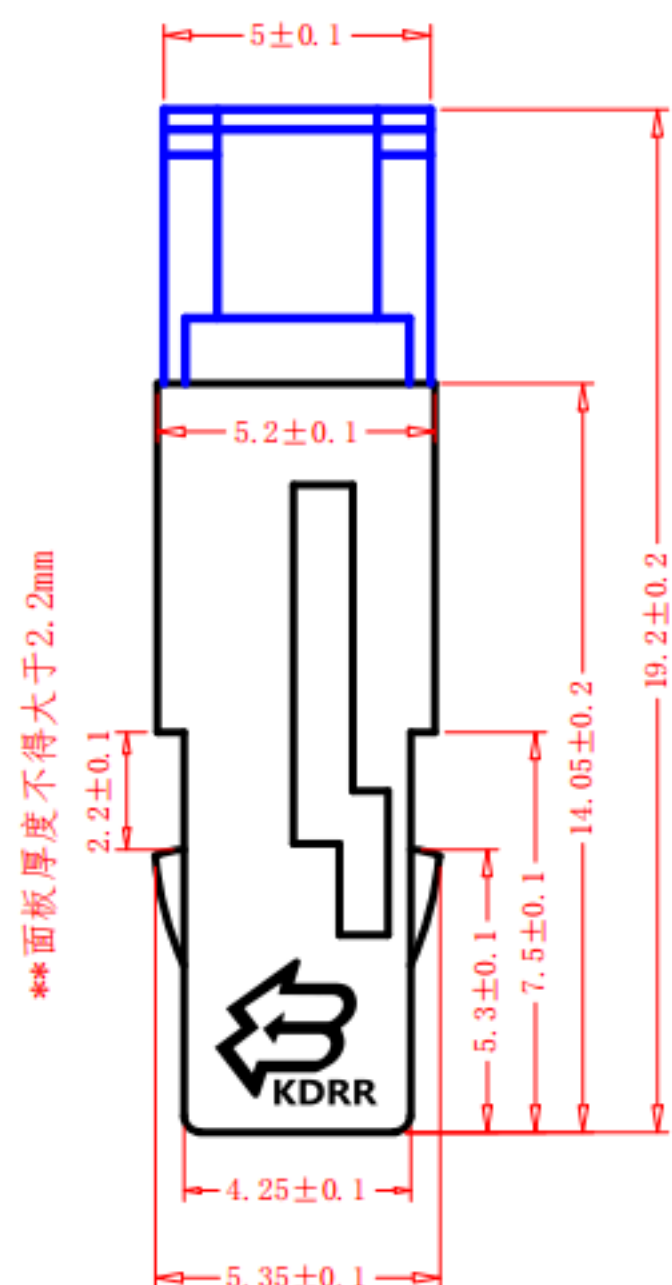


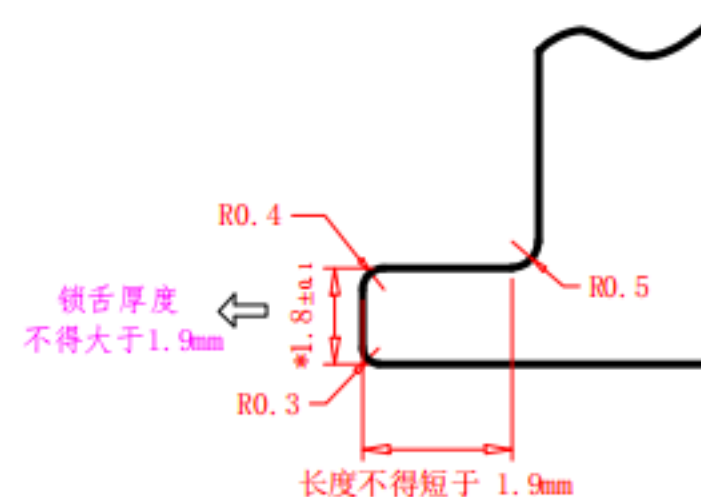
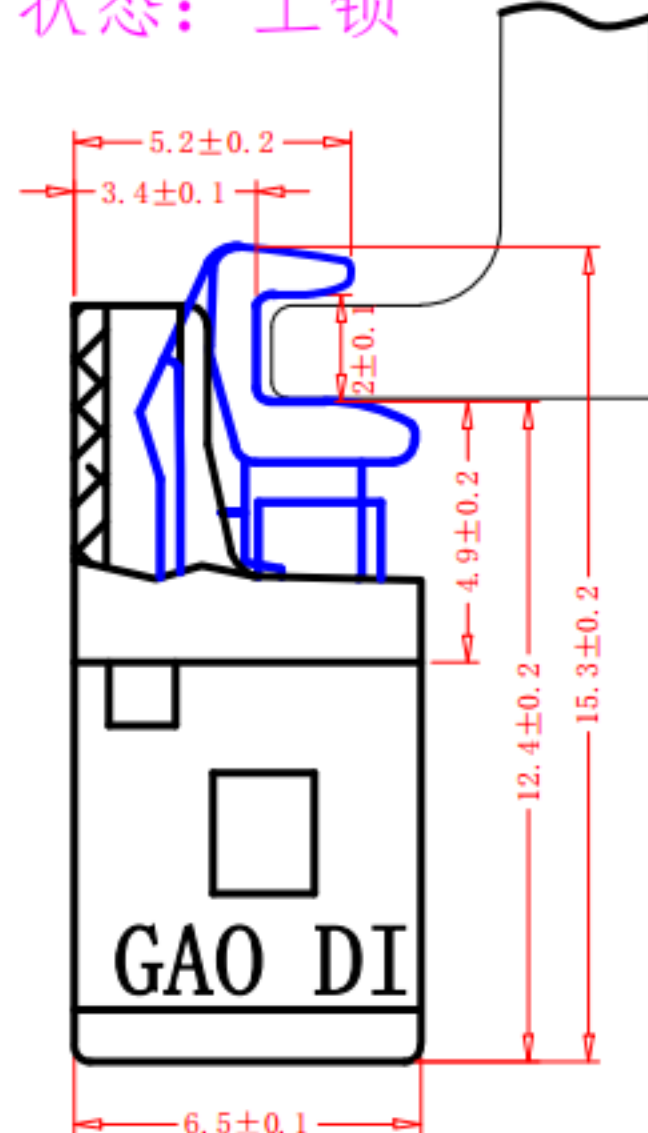
状态：解锁



状态：解锁



状态：上锁



锁舌建议尺寸

抗拉力：≥20N(约2kg)

长时间受力的，建议拉力小于10N

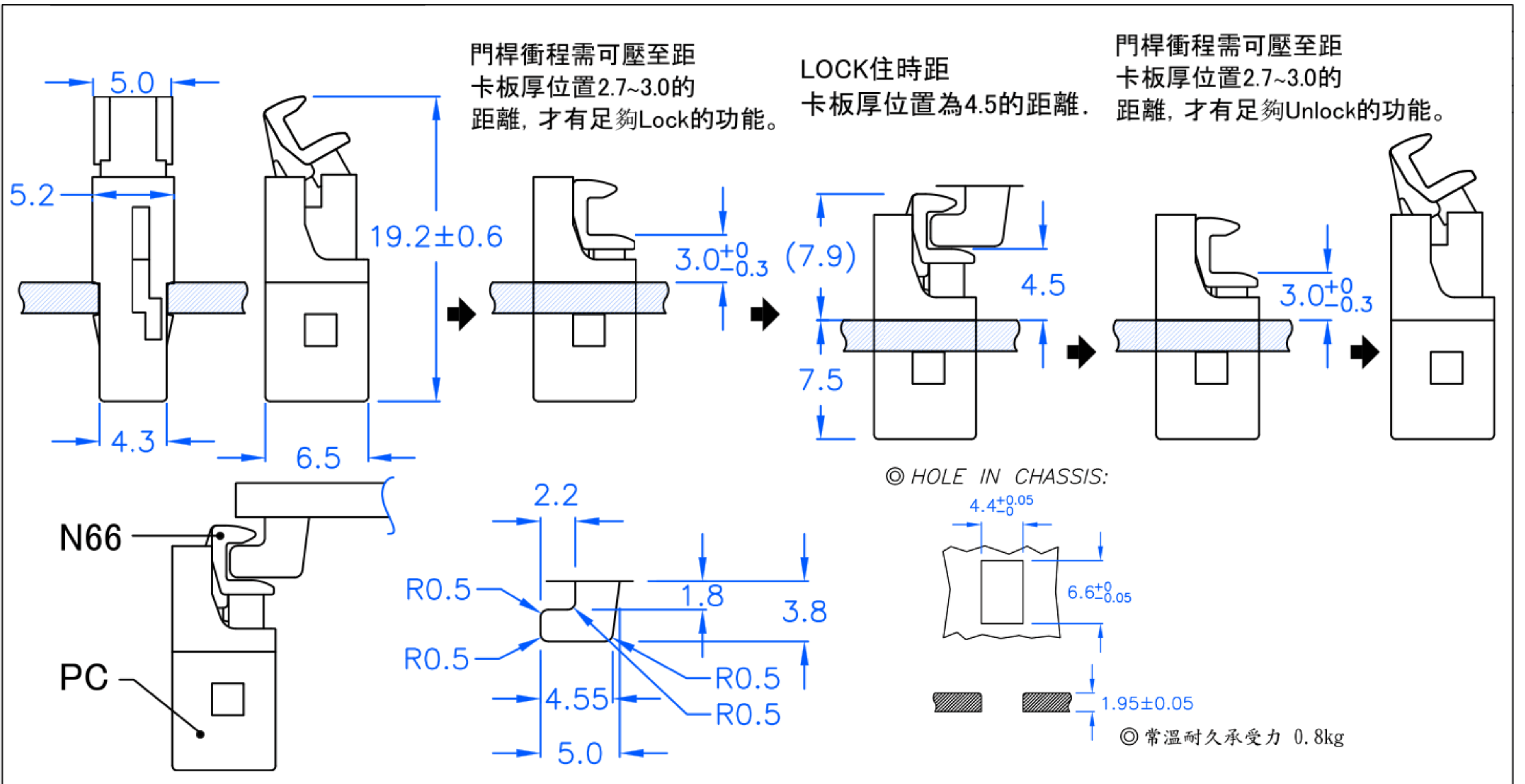
上锁行程：
解锁状态下压4.9mm后放开，
自动回弹1.1±0.1mm
为锁住状态

解锁行程：
锁住状态下压1.1mm后放开，
自动回弹4.9mm±0.2mm
为解锁状态


物料清单	物料清单
按键	PA
外壳	POM
弹簧	SUS304
卡扣	SUS304

TITLE	DOOR LATCH SWITCH	DRAWN		TOLERANCE OTHERWISE UNLESS SPECIFIED	8					
PART NO.	Lock switch	CHECKED		UP TO 5	±0.2	6				
DRAW NO.	GD-PR-5	APPROVED		ABOVE 5 ~ 30	±0.3	5				
SCALE: 2:1	UNIT: mm	DATE:		ABOVE 30 ~ 50	±0.4	4				
				ABOVE 50	±0.5	3	SPRING	SUS	1 Ni PLATED	
				ANGLE	±3°	2	HOUSING	POM	1 BLACK	
						1	SLIDER	PA12	1 BLACK	
						NO.	PARTS	MATERIAL	QTY. FINISHING	
							DONG GUAN GAODI ELECTRONICS CO., LTD.			

東莞市高迪電子有限公司

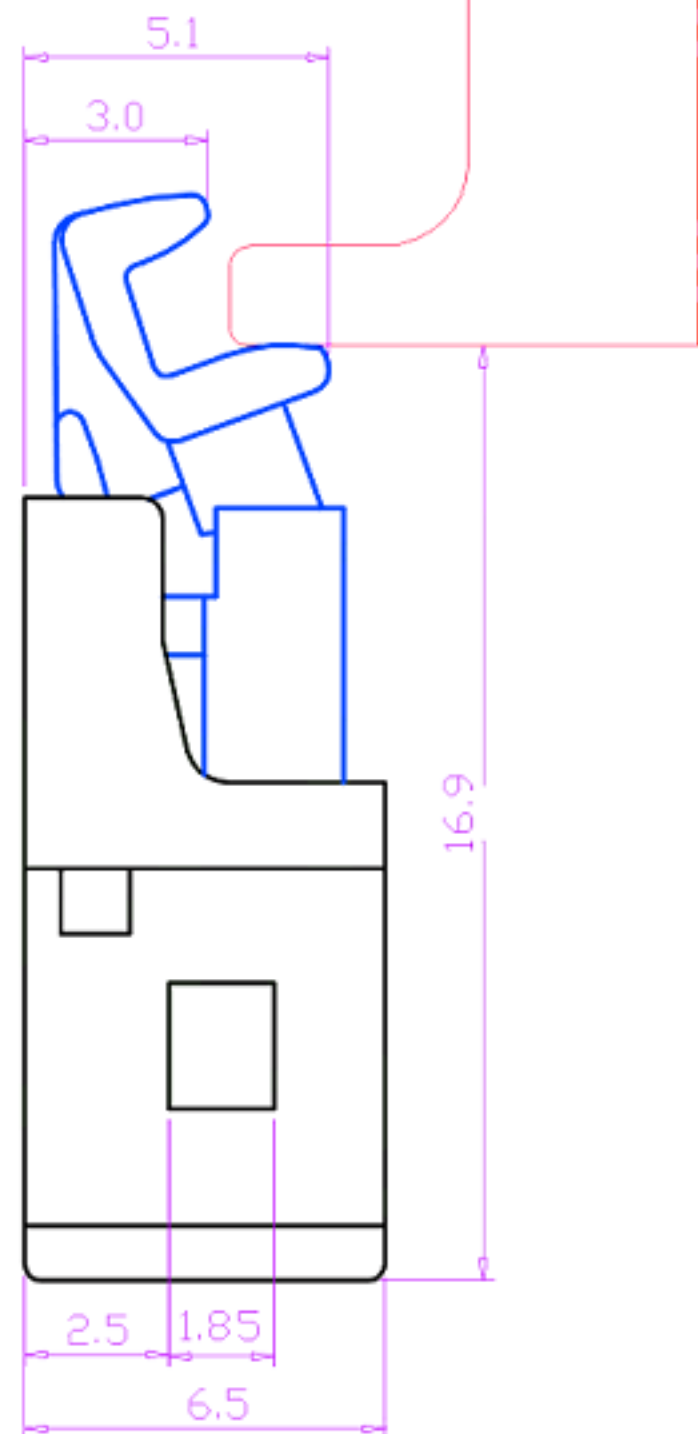


TITLE	DOOR LATCH SWITCH	DRAWN		TOLERANCE OTHERWISE UNLESS SPECIFIED	8				
PART NO.	Lock switch	CHECKED		UP TO 5	±0.2	6			
DRAW NO.		APPROVED		ABOVE 5 ~ 30	±0.3	5			
SCALE: 2:1	UNIT: mm	DATE:		ABOVE 30 ~ 50	±0.4	4			
				ABOVE 50	±0.5	3	SPRING	SUS	1 Ni PLATED
				ANGLE	±3'	2	HOUSING	POM	1 BLACK
						1	SLIDER	PA12	1 BLACK
						NO.	PARTS	MATERIAL	QTY. FINISHING
DONG GUAN GAODI ELECTRONICS CO., LTD.									

 東莞市高迪電子有限公司

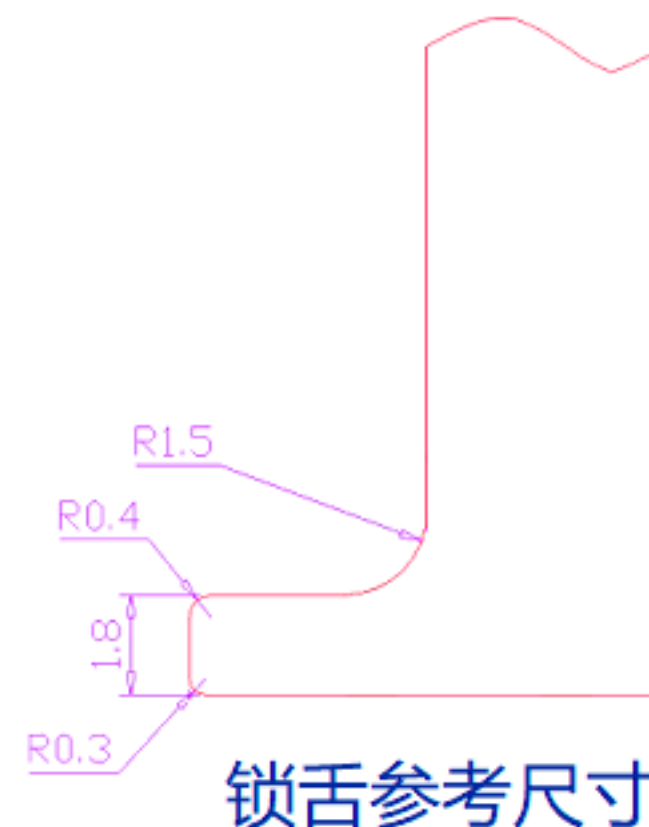
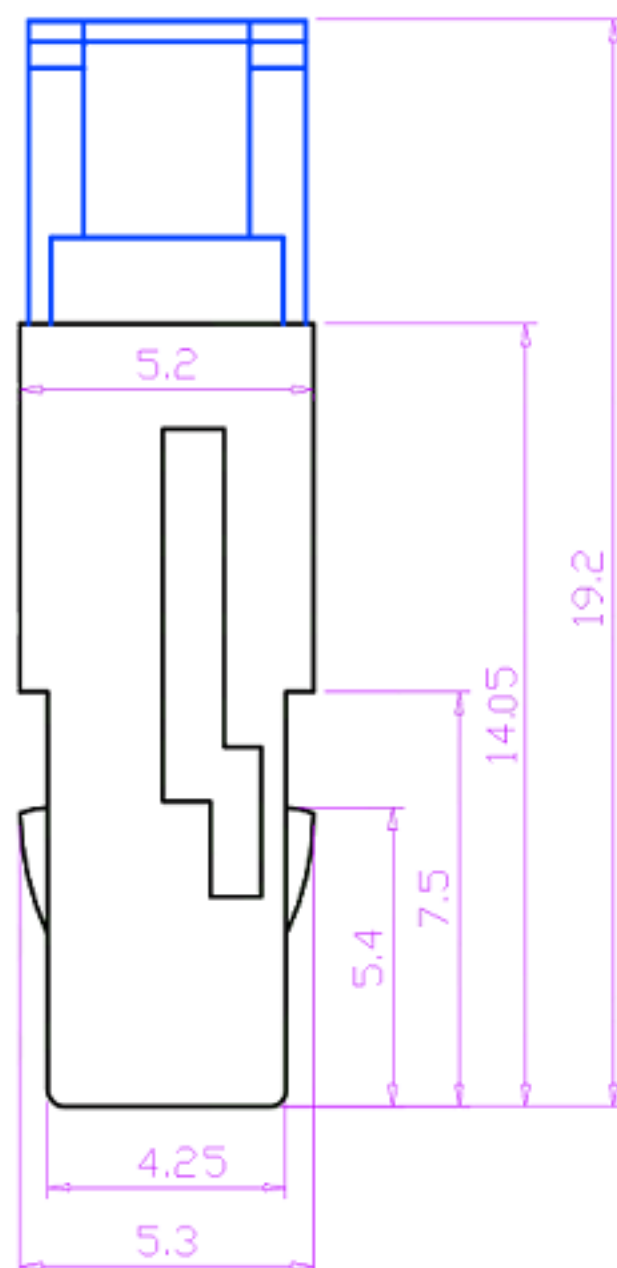
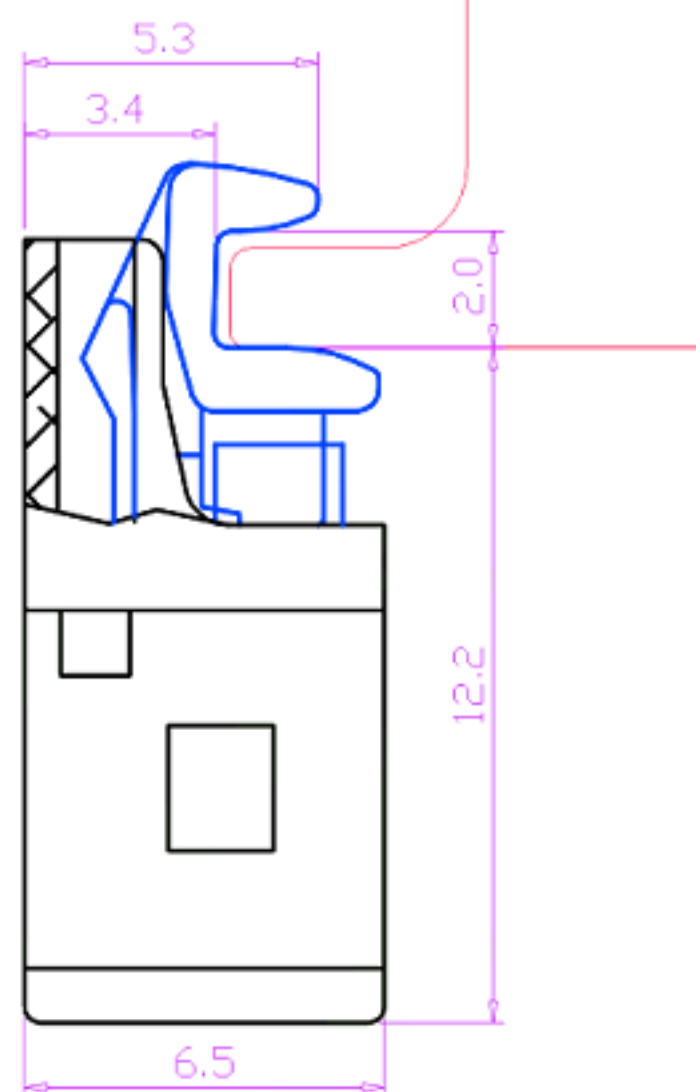
状态：开

解锁行程：
锁住状态下压1.0mm



状态：锁

下压4.9mm再往回弹
1.0mm呈锁住状态



锁舌参考尺寸

外壳：POM
按键：PA66
弹簧：SUS304
钩针：SUS304

抗拉力： $\geq 20\text{N}$ (约2kg)

长时间受力的，建议拉力小于10N

TITLE	DOOR LATCH SWITCH	DRAWN		TOLERANCE OTHERWISE UNLESS SPECIFIED	8				
PART NO.	Lock switch	CHECKED		UP TO 5	± 0.2	6			
DRAW NO.		APPROVED		ABOVE 5 ~ 30	± 0.3	5			
SCALE: 2:1	UNIT: mm	DATE:		ABOVE 30 ~ 50	± 0.4	4			
				ABOVE 50	± 0.5	3	SPRING	SUS	1 Ni PLATED
				ANGLE	$\pm 3'$	2	HOUSING	POM	1 BLACK
						1	SLIDER	PA12	1 BLACK
						NO.	PARTS	MATERIAL	QTY. FINISHING
DONG GUAN GAODI ELECTRONICS CO., LTD.									

东莞市高迪电子有限公司